



# PIVOT POINT TO END GUN



NELSON IRRIGATION CORPORATION OFFERS A FULL RANGE OF WATER APPLICATION SOLUTIONS FOR MECHANIZED IRRIGATION. FROM CONTROL VALVES TO PIVOT SPRINKLERS, AND PRESSURE REGULATORS TO END GUNS — THE PACKAGE IS COMPLETE.



**THE CENTER PIVOT OFFERS  
THE PERFECT PLATFORM  
FOR SPRINKLERS TO  
DELIVER WATER—  
THE RIGHT AMOUNT IN  
THE RIGHT WAY.**





<b>4-7</b>	<b>3030 SERIES SPRINKLERS</b>
<b>8-9</b>	<b>MODULARITY</b>
<b>10-13</b>	<b>ROTATOR® TECHNOLOGY</b>
<b>14-18</b>	<b>SPRINKLER CHOICES</b>
<b>19</b>	<b>UP-TOP SPRINKLERS</b>
<b>20-21</b>	<b>SOIL CONSIDERATIONS</b>
<b>22-23</b>	<b>LOW ENERGY/LOW ELEVATION</b>
<b>24-25</b>	<b>3TN &amp; 3NV NOZZLE CHART</b>
<b>26-27</b>	<b>PART-CIRCLE &amp; SMART TOOLS</b>
<b>28-29</b>	<b>CONNECTIONS &amp; WEIGHTS</b>
<b>30-31</b>	<b>REGULATORS</b>
<b>32-43</b>	<b>END OF PIVOT SOLUTIONS</b>
<b>44-45</b>	<b>PIVOT END GUN CONTROL</b>
<b>48-51</b>	<b>CONTROL VALVES</b>



# SINCE 2015 THE 3030 SERIES SPRINKLER

AT THE HEART OF THE 3030 SERIES IS THE 3NV NOZZLE. BUILT WITH THE PRECISION ACCURACY OF THE 3TN, THIS INNOVATIVE DIAL-NOZZLE COMBINES MULTIPLE FUNCTIONS SO YOU CAN EFFECTIVELY MANAGE YOUR SYSTEM.

QUICK-CHANGE — PUSH & TURN, AUDIBLE “CLICK”  
STAINLESS STEEL SPRING FOR ACCURATE AND SECURE POSITIONING

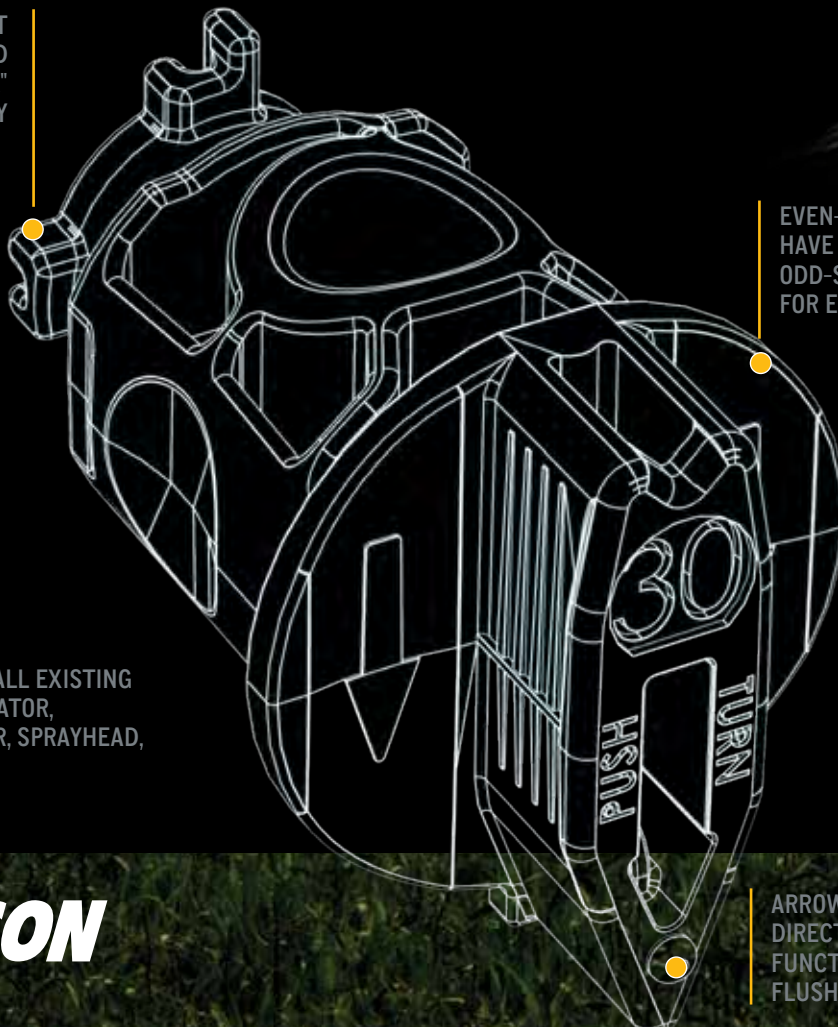
COVERS COMPLETE NOZZLE RANGE, USING THE SAME NUMBERING AND FLOW RATES AS THE 3TN NOZZLE SYSTEM

SAME COLOR-CODES AS 3TN BUT ODD-SIZE NOZZLES HAVE WEATHER-ENDURING SCALLOPED EDGE

MANAGE YOUR SYSTEM WITHOUT EVER HAVING TO REMOVE A NOZZLE.

4

LUGS ASSIST  
INSTALLATION AND  
“PRESS”, “SPIN”, “CLICK”  
FUNCTIONALITY

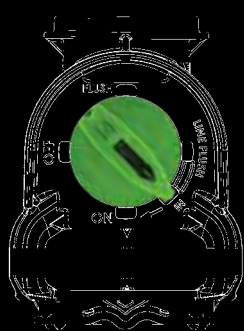


THE 3NV NOZZLE FITS ALL EXISTING SPRINKLER TYPES: ROTATOR, SPINNER, ACCELERATOR, SPRAYHEAD, ORBITOR, PART CIRCLE.


EVEN-SIZED NOZZLES  
HAVE SMOOTH EDGE,  
ODD-SIZED SCALLOPED  
FOR EASY ID



INSTALL



ARROW INDICATES FLOW  
DIRECTION AND NOZZLE  
FUNCTION: IN, ON, OFF,  
FLUSH OR LINE FLUSH



### GAIN LOTS, GIVE UP NOTHING.

**SUPERIOR FLUSHING OPTIONS:** Sequence to work debris through. It's never advised to stick something in a nozzle – the 3NV flushes with a quick and simple turn of the nozzle. No tools necessary.

**“ON” AND “OFF” CAN BE SELECTIVE:** If you're over-watering, or if you need to conserve water for a time, simply select the sprinklers you want to turn off. Consider the cost savings of having a built-in ball valve on every sprinkler!

### FOR NEW SYSTEMS ...

Maximize efficiency & accuracy – install sprinklers, then walk the line and install nozzles.

Visually identify sprinkler modes for quality assurance.

Use flush function as needed depending on water quality.

### OR SEAMLESS INTEGRATION INTO EXISTING SYSTEMS.

To gain the benefits of the new 3030 Series you simply need a new Nozzle & Body. Existing 3000 Series Cap, Plate, Regulator & Fittings integrate entirely. NOTE: Orbitor weight can be re-used but need new body/plate.

Since On, Off & Flush functions all take place without removing the nozzle, no more dropped or lost nozzles in the field!

A 3NV Dual Nozzle clip (with Hi-Flo, Lo-Flo differentiation) helps farmers adapt to differing watering needs such as crop establishment, chemigation or lowering water tables.

5


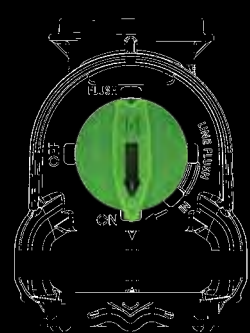
ON

NOZZLE FLUSH

LINE FLUSH

OFF

ENGINEERED PORT  
FOR INSPECTING  
NOZZLE





# A FAMILY OF PRODUCTS FOR A MULTITUDE OF NEEDS

VAST DIFFERENCES IN CROPS, SOILS, FARMING PRACTICES AND CLIMATIC CONDITIONS  
WORLDWIDE, COUPLED WITH REGIONAL DIFFERENCES IN THE AVAILABILITY OF WATER  
AND ENERGY REQUIRE AN ARRAY OF SPRINKLER PERFORMANCE CHARACTERISTICS.

WE HAVE WHAT YOU NEED TO GET THE JOB DONE:



## **ROTATOR®**

Widest Throw  
Highest Uniformity  
Low Application Rates



## **ACCELERATOR**

Streams Engineered  
for Low Pressure



## **SPINNER**

Engineered Small  
Droplets

**NEW  
MNPT  
BODIES**



IN ORDER TO SELECT THE BEST PRODUCT  
FOR YOUR NEEDS CONSIDER THE FOLLOWING:

- 1 AVAILABLE PRESSURE**  
Choose performance - save water and energy.
- 2 DESIRED UNIFORMITY & THROW DISTANCE**  
Rotator provides highest uniformity possible.
- 3 SOIL TYPES**  
Select the right throw diameter and droplet type to avoid runoff.

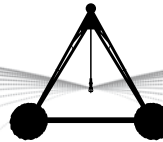
geocropical®



SHORT THROW DISTANCE OF FIXED SPRAY  
PROVIDES HIGH PRECIPITATION RATES  
SPRAY / 40' (12.8 M) DIAM.  
BLACK PLATE / #36 NOZZLE @ 10 PSI (0.7 BAR)

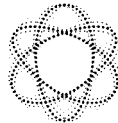
WIDEST THROW ON  
DROP TUBES

WIDE THROW DISTANCE OF ROTATING STREAMS  
PROVIDES OPTIMAL (LOW) PRECIPITATION RATES  
ROTATOR / 70' (21.3 M) DIAM.  
ORANGE PLATE / #36 NOZZLE @ 20 PSI (1.4 BAR)



## SPRAYHEAD

LEPA & LESA  
Solutions



## ORBITOR

Random Droplets  
Without Drift, Drool,  
Or Debris Hang-Up



## ORBITOR FX

Random Droplet Pattern  
Up-Top Or On Rigid Drops



### 4 WIND CONDITIONS

Choose sprinkler with multi-trajectory plate options to  
fight the wind while also filling in the water pattern.



# IN 1994, NELSON INTRODUCED 3000 SERIES PIVOT PRODUCTS.

THE 3TN NOZZLE SYSTEM IS AT THE CENTER OF THIS LINE OF PRODUCTS. EACH SPRINKLER IS MADE UP OF A CAP, PLATE, BODY AND NOZZLE. THE 3TN NOZZLE IS INTERCHANGEABLE WITH ALL 3000 SERIES SPRINKLERS. A VARIETY OF CONNECTION DEVICES ARE AVAILABLE TO LINK THE SPRINKLER WITH A HOSE OR RIGID DROP. IN 2015, NELSON RELEASED THE 3030 SERIES, WITH A DIFFERENT NOZZLE/BODY SYSTEM BUT THE SAME PLATE/CAP/ADAPTER OPTIONS.

SEE DETAILS ON PAGES 4-7.







ST X 3/4"  
#9410



ST X HB  
#9901



**NEW AS OF 2023: CHOOSE SQUARE  
THREAD REGULATORS & ADAPTERS FOR  
USE WITH SQUARE THREAD BODIES OR  
USE NEW MALE THREAD R/S3030 BODY  
#13568, A/D3030 BODY #13257 & U3030  
BODY #13249.**

**#9461-XXX 3TN NOZZLE  
FOR 3000 SERIES**



R/S3000  
#9412



A/D3000  
#9428



T3000  
#10419



**#12035-XXX 3NV NOZZLE  
FOR 3030 SERIES**



R/S3030  
#12034



A/D3030  
#12346

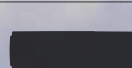


U3030  
#12381

**BODIES**



**PLATES**



**ORBITOR AND  
ORBITOR FX SHOWN  
ON PAGES 16-17.**



# 10 REASONS WHY ROTATOR® TECHNOLOGY REIGNS

1

**35+ YEARS  
FIELD-PROVEN**

2

**BEST IN CLASS  
AT GETTING WATER  
IN THE GROUND  
(PG 12-13)**

3

**MOUNTS UP TOP (PG 19)  
OR ON DROPS**

6

**WIDEST THROW  
DISTANCE AVAILABLE  
ON DROPS**

7

**HIGHEST  
UNIFORMITY**





10

## GEOCROPICAL® OPTIONS

The new Olive multi-trajectory plate is designed to maintain high uniformity at lower pressures than other Rotator configurations are able to offer. It can be used with the #12 nozzle through the #50 3TN and 3NV nozzles. Operate between 10-15 psi (0.7-1.0 bar) and achieve throw diameters up to 58' (17.7 m).



11

4

**LOW PRESSURE OPTIONS  
AVAILABLE (CHOOSE  
ROTATOR WITH OLIVE  
PLATE, OR ACCELERATOR)**

5

**MODULAR DESIGN  
CENTERED AROUND  
3TN & 3NV NOZZLES  
(PG 9)**

8

**PRECISION ENGINEERED  
& MANUFACTURED  
FOR LONG WEAR LIFE**

9

**PART-CIRCLE VERSION  
AVAILABLE  
(PG 26)**

### SPECIALIZED SOLUTIONS

**BROWN ROTATOR  
HIGHEST  
UNIFORMITY AT  
15-30 PSI (1-2 BAR)**

**GOLD (LP\*)  
ACCELERATOR  
MAXIMUM  
DIAMETER AT  
6-15 PSI (0.4-1 BAR)**

**ORANGE ROTATOR  
MAXIMUM THROW  
AT 15-30 PSI  
(1-2 BAR)**

**GREEN ROTATOR  
WIND-FIGHTING AT  
20-50 PSI  
(1.4-3.4 BAR)**

**MAROON (LP\*)  
ACCELERATOR  
WIND-FIGHTING  
STREAMS AT  
6-15 PSI (0.4-1 BAR)**

\*LOW PRESSURE



PIVOT SPRINKLERS / ROTATOR® TECHNOLOGY

# THE **MAGIC** BEHIND THE **STREAMS**

## THE ROTATOR® **PELTON** EFFECT

12



The Rotator's slow rotation speed and multi-trajectory streams create a more uniform and wider wetted pattern. These streams of droplets create a "**PELTON EFFECT**" – something completely unique in the industry.

As we're familiar with in bike racing, the front-runner reduces wind drag for the cyclists behind him. In the same manner, the Rotator's engineered streams allow smaller droplets to travel farther and with less energy.





THE SIMPLE, FIELD-PROVEN DESIGN OF THE ROTATOR RELIES ON ONLY ONE MOVING PART. YOU CAN EXPECT THE HIGHEST LEVELS OF RELIABILITY AND LONG WEAR LIFE UNDER TOUGH FIELD CONDITIONS.

**NELSON IRRIGATION'S PIVOT ROTATOR® IS THE WORLD'S PREMIER PIVOT SPRINKLER, FEATURING THE WIDEST THROW ON DROPS AND HIGHEST UNIFORMITY.**



R

## ROTATOR®

10-50 psi (0.7-3.4 bar)  
50-74' (15.2-22.6 m)

UP-TOP  
OR  
DROPS



**GREATER THROW RADIUS.** As a rotating type sprinkler the R3000 & R3030 Rotator® produce a wider pattern resulting in a lower application rate, reduced runoff and longer soak time.

**HIGHER UNIFORMITY.** The Rotator greatly improves uniformity because of the increased overlap from adjacent sprinklers.

**REDUCED WIND DRIFT AND EVAPORATIVE LOSS.** The Rotator more than meets the challenge of putting a rotating type sprinkler on drop tubes — down out of the wind — to minimize wind drift and evaporative loss.

NOZZLE: 3TN OR 3NV  
APPLICATION RATE: **LOW**

A

## ACCELERATOR

6-15 psi (0.4-1 bar)  
30-55' (9.1-16.8 m)

UP-TOP  
OR  
DROPS



**COMBINATION OF THROW DISTANCE AND SMALLER DROPLETS.** The Accelerator increases rotation speed through the nozzle range for the right balance of wind-fighting and proper treatment of the soil. Its unique design provides a low pressure option with the proven reliability and long wear life of the Rotator.

**VERSATILITY.** Maximizes performance of in-canopy water application and also provides a lower cost, low pressure solution in many above canopy applications. With no vibration, mount on any type of drop assembly or up-top.

NOZZLE: 3TN OR 3NV  
APPLICATION RATE: **LOW-MEDIUM**

S

## SPINNER

10-20 psi (0.7-1.4 bar)  
42-54' (12.8-16.5 m)

DROPS



**GENTLE RAIN AT LOW PRESSURE.** The free-spinning action of the S3000 & S3030 Spinner provides a gentle, rain-like droplet for sensitive soils and crops.


**SUPERIOR UNIFORMITY AT LOW PRESSURE.** A low pressure alternative to fixed spray-heads, the Spinner provides higher uniformity with better overlap and lower application rates.

**NO MOUNTING RESTRICTIONS.** The Spinner operates without vibration. Retrofit on rigid, semi-rigid, or flexible drop hose assemblies.

NOZZLE: 3TN OR 3NV  
APPLICATION RATE: **LOW-MEDIUM**



## THROW DIAMETER, PRESSURE & NOZZLE RANGE



BLUE ROTATOR® CAP

MAX. \*50 NOZ.  
MIN. \*14 NOZ. @  
30 PSI (2.0 BAR)  
\*16 FOR LOW PRESS.

MAX. \*50 NOZ.  
MIN. \*14 NOZ. @  
15 PSI (1.0 BAR)

MAX. \*50 NOZ.  
MIN. \*14 NOZ. @  
30 PSI (2.0 BAR)  
\*16 FOR LOW PRESS.

MAX. \*50 NOZ.  
MIN. \*14 NOZ. @  
15 PSI (1.0 BAR)

MAX. \*50 NOZ.  
MIN. \*14 NOZ. @  
15 PSI (1.0 BAR)

MAX. \*50 NOZ.  
MIN. \*14 NOZ. @  
15 PSI (1.0 BAR)

MAX. \*50 NOZ.  
MIN. \*12 NOZ. @  
10 PSI (0.7 BAR)

### BLUE UP-TOP U4-8°



70' DIAMETER  
(21.3 M) AT 12'  
(3.7 M) MOUNTING  
@ 30 PSI (2.0 BAR)  
\*32 NOZZLE

20-50 PSI  
(1.4-3.4 BAR)

### WHITE UP-TOP



74' DIAMETER  
(22.6 M) AT 12'  
(3.7 M) MOUNTING  
@ 30 PSI (2.0 BAR)  
\*32 NOZZLE

15-30 PSI  
(1.0-2.0 BAR)

### GREEN D4-8°



72' DIAMETER  
(21.9 M) AT 9'  
(2.7 M) MOUNTING  
@ 30 PSI (2.0 BAR)  
\*32 NOZZLE

20-50 PSI  
(1.4-3.4 BAR)

### RED D6-12°



66' DIAMETER  
(20.1 M) AT 9'  
(2.7 M) MOUNTING  
@ 25 PSI (1.7 BAR)  
\*36 NOZZLE

15-30 PSI  
(1.0-2.0 BAR)

### ORANGE MULTI-TRAJECTORY



72' DIAMETER  
(21.9 M) AT 9'  
(2.7 M) MOUNTING  
@ 25 PSI (1.7 BAR)  
\*36 NOZZLE

15-30 PSI  
(1.0-2.0 BAR)

### BROWN MULTI-TRAJECTORY



68' DIAMETER  
(20.7 M) AT 9'  
(2.7 M) MOUNTING  
@ 25 PSI (1.7 BAR)  
\*36 NOZZLE


15-30 PSI  
(1.0-2.0 BAR)

### OLIVE LOW PRESSURE



58' DIAMETER  
(17.7) AT 6'  
(1.8 M) MOUNTING  
@ 15 PSI (1.0 BAR)  
\*36 NOZZLE

10-15 PSI  
(0.7-1.0 BAR)



MAROON ACCELERATOR CAP

MAX. \*50 NOZ. / MIN. \*10  
NOZ. @ 10 PSI (0.7 BAR)  
\*18 @ 6 PSI

MAX. \*50 NOZ. / MIN. \*10  
NOZ. @ 15 PSI (1.0 BAR)  
\*12 @ 10 PSI  
\*18 @ 6 PSI

MAX. \*50 NOZ. / MIN. \*10  
NOZ. @ 15 PSI (1.0 BAR)  
\*12 @ 10 PSI  
\*18 @ 6 PSI

### MAROON



48' DIAMETER  
(14.6 M) AT 9'  
(2.7 M) MOUNTING  
@ 10 PSI (0.7 BAR)  
\*32 NOZZLE

6-15 PSI  
(0.4-1.0 BAR)

### GOLD



54' DIAMETER  
(16.5 M) AT 9'  
(2.7 M) MOUNTING  
@ 10 PSI (0.7 BAR)  
\*36 NOZZLE

6-15 PSI  
(0.4-1.0 BAR)

### NAVY UP-TOP



55' DIAMETER  
(16.8 M) AT 12'  
(3.7 M) MOUNTING  
@ 10 PSI (0.7 BAR)  
\*36 NOZZLE

6-15 PSI  
(0.4-1.0 BAR)



15



GRAY SPINNER CAP

MAX. \*50 NOZ.  
MIN. \*14 NOZ. @  
15 PSI (1.0 BAR)  
\*16 FOR LOW PRESS.

MAX. \*50 NOZ.  
MIN. \*14 NOZ. @  
15 PSI (1.0 BAR)  
\*16 FOR LOW PRESS.

MAX. \*15 NOZ.  
MIN. \*10 NOZ. @  
10 PSI (0.7 BAR)

### PURPLE D6-20°



54' DIAMETER  
(16.5 M) AT 6'  
(1.8 M) MOUNTING  
@ 15 PSI (1.0 BAR)  
\*36 NOZZLE

10-20 PSI  
(0.7-1.4 BAR)

### YELLOW D8-21°



50' DIAMETER  
(15.2 M) AT 6'  
(1.8 M) MOUNTING  
@ 15 PSI (1.0 BAR)  
\*36 NOZZLE

10-20 PSI  
(.7-1.4 BAR)

### BEIGE\* SMALL NOZZLE



10-15 PSI  
(0.7-1.0 BAR)



\*The beige plate should be used on flexible drops, or those with at least 1ft. (.3 m) of hose. The smaller nozzles will be more susceptible to plugging.



## SPRAYHEAD

6-40 psi (0.4-2.8 bar)  
16-40' (4.9-12.2 m)

UP-TOP  
OR  
DROPS

D



**GERMINATE, IRRIGATE & CHEMIGATE.** The flip-over dual spray cap allows easy conversion of the spray pattern. Choose from spray plate options to germinate, irrigate, and chemigate.

**"LOW ENERGY DOWN IN THE CROP".** The sleek, crop-guarded body design provides durability for dragging the Sprayhead down in tall growing crops like corn.

**OPTIONAL LEPA ACCESSORIES.** The hose drag adapter allows simple conversion of the Sprayhead to a hose drag system. Both the D3000 and D3030 have "bubble" modes for LEPA. D3000 requires bubble clip - see page 22.

NOZZLE: **3TN OR 3NV**

APPLICATION RATE: **HIGH**

## ORBITOR

6-20 psi (0.4-1.4 bar)  
36-60' (11.0-18.3 m)

DROPS

O



**STREAMLINED DESIGN.** Featuring technology that eliminates the struts of a sprinkler body, Nelson's Pivot Orbitor provides outstanding uniformity and optimal droplets at low pressures (6-20 psi / 0.4-1.4 bar). Expect long wear life and durability in poor water conditions, because there are no sprinkler body struts for debris to hang up on.

**REDUCED WIND DRIFT AND EVAPORATIVE LOSS.** Strutless sprinkler body design reduces droplet breakup, drift and drool.

**IMPORTANT!** THE ORBITOR REQUIRES A MINIMUM OF 2' (0.6 M) OF REINFORCED FLEXIBLE HOSE IN THE MOUNTING ASSEMBLY.

NOZZLE: **3NV**

APPLICATION RATE: **LOW-MEDIUM**

## ORBITOR FX

6-10 psi (0.4-0.7 bar)  
32-52' (9.8-15.8 m)

UP-TOP  
OR  
DROPS

FX



**RANDOM DROPLETS.** The Orbitor FX is Nelson's newest pivot sprinkler. It makes the proven Orbitor technology available in a counter-balanced low vibration product for up-top applications or rigid drops.

**RAIN-LIKE PATTERN AT LOW PRESSURE.** The black plate is specially designed for growers who desire low pressure random droplet patterns on rigid galvanized or semi-rigid polyethylene drops.


**FOR UP-TOP APPLICATION,** use galvanized (maximum riser of 4 ft (1.2 m)) or proven plastic nipples (no PVC nipples).

NOZZLE: **3NV**

APPLICATION RATE: **LOW-MEDIUM**



## THROW DIAMETER, PRESSURE & NOZZLE RANGE



BLACK FLIP-OVER  
SPRAYHEAD CAP

<b>TURQUOISE</b> 	<b>GREEN</b> 	<b>BLUE</b> 	<b>GRAY</b> 
<b>RED</b> 	<b>YELLOW</b> 	<b>BLACK</b> 	<b>ORANGE</b> 
<b>WHITE</b> 	<b>PURPLE</b> 	<b>BROWN</b> 	<b>TAN BUBBLE-WIDE</b> 

SEE SPRAYHEAD LITERATURE FOR PLATE CHARACTERISTICS, THROW DIAMETER AND PRESSURE/NOZZLE RANGES. THE SPRAYHEAD CAN BE USED UP-TOP OR ON DROPS.



MIN. *11 NOZ. @ 10 PSI *16 @ 6 PSI	MIN. *11 NOZ. @ 10 PSI *16 @ 6 PSI	MIN. *11 NOZ. @ 10 PSI *16 @ 6 PSI
<b>BLACK STANDARD ANGLE</b> 	<b>BLUE LOW ANGLE</b> 	<b>PURPLE SMALL DROPLET</b> 
58' DIAMETER (17.7 M) AT 6' (1.8 M) MOUNTING @ 15 PSI (1.0 BAR) *36 NOZZLE	50' DIAMETER (15.2 M) AT 6' (1.8 M) MOUNTING @ 15 PSI (1.0 BAR) *36 NOZZLE	47' DIAMETER (14.3 M) AT 6' (1.8 M) MOUNTING @ 15 PSI (1.0 BAR) *36 NOZZLE
6-20 PSI (0.4-1.4 BAR)	6-20 PSI (0.4-1.4 BAR)	6-20 PSI (0.4-1.4 BAR)




ORBITOR WITH  
WEIGHTED COVER



ORBITOR WITH  
PLASTIC COVER

17



MIN. *12 NOZ. @ 10 PSI *16 @ 6 PSI	MIN. *11 NOZ. @ 10 PSI *16 @ 6 PSI
<b>BLACK FOR DROPS</b> 	<b>WHITE FOR UP-TOP</b> 
46' DIAMETER (14.0 M) AT 6' (1.8 M) MOUNTING @ 10 PSI (0.7 BAR) *36 NOZZLE	50' DIAMETER (15.2 M) AT 12' (3.7 M) MOUNTING @ 10 PSI (0.7 BAR) *36 NOZZLE
6-10 PSI (0.4-0.7 BAR)	6-10 PSI (0.4-0.7 BAR)



SCAN CODE TO  
SEE IN ACTION



# TRASHBUSTER

PRESSURE & THROW DEPENDS  
ON SPRINKLER SELECTION

NOZZLE: 3TN, 3NV (SPRAY ONLY), OR 3000FC  
APPLICATION RATE: LOW-HIGH

T

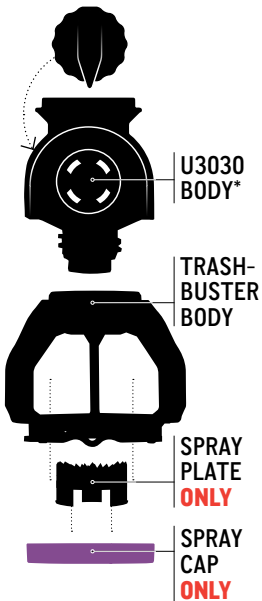


**FLOW CONTROL NOZZLE.** The Flow Control Nozzle (only available for 3000 Series) not only eliminates the need for pressure regulators, but also passes debris more easily. It is not to be used on flexible hose drop assemblies.

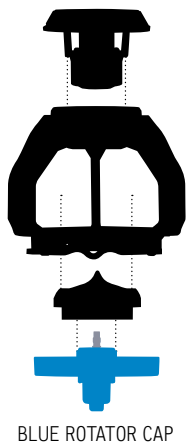
**BODY DESIGNED FOR WASTEWATER.** The open architecture design of the body allows for debris to pass through more easily, alleviating build up of material on the plate and body.

**BY OPERATING ON DROP TUBES** you can distribute effluent more days of the year, keep corrosive water off the pivot structure, eliminate excess wind/pathogen drift, and reduce odor. The Trashbuster can be configured into either a Spray or Rotator sprinkler.

## 3030 SERIES CONFIGURATION\*



## 3000 SERIES ROTATOR® CONFIGURATION



3000FC NOZZLE \*10106-XXX REQUIRES A RIGID DROP AND 25 PSI (1.7 BAR) MINIMUM.

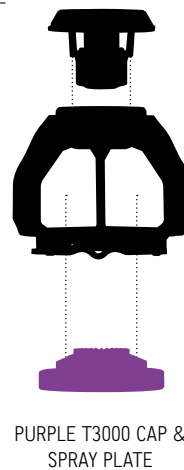
BLUE



GREEN



## 3000 SERIES SPRAYHEAD CONFIGURATION



GREEN



BLUE



YELLOW



BLACK



PURPLE

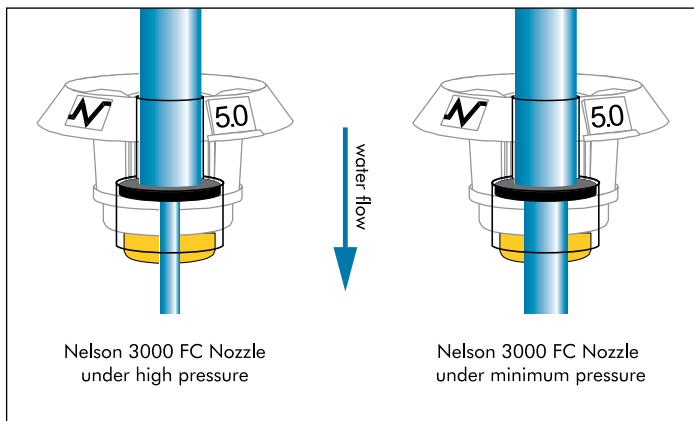


ORANGE



\*IN ADDITION TO THE SQUARE THREAD OPTION, THE U3030 BODY IS ALSO AVAILABLE WITH A 3/4" MALE THREAD

## THE T3000 TRASHBUSTER & THE FLOW CONTROL NOZZLE



## BENEFITS OF THE 3000FC IN WASTEWATER

The 3000FC Flow Control Nozzle adapts Nelson's patented flow control technology to the 3000 Series sprinkler line. This proven technology uses a flexible orifice which contracts as pressure increases, allowing the flow rate discharge to be held constant, regardless of pressure fluctuations.

The flexible nature of the rubber combines with the relaxation of the orifice at low pressure (i.e. system start-up and shutdown) to create a very plug resistant, compensating sprinkler package.

**CAUTION!** Trashbuster sprinklers utilizing the 3000FC nozzle should be mounted on rigid drops or up-top.



3030 SERIES / UP-TOP SOLUTIONS

# CATERING TO CROP SPECIFIC NEEDS

AT 10 PSI (0.7 BAR), THE WHITE PLATE 03030FX IS ENGINEERED TO REDUCE MIST COMING OFF THE SPRINKLER. ITS LOW-TRAJECTORY PATTERN HELPS FIGHT WIND DRIFT.



Rotator® / WHITE PLATE  
15 - 30 PSI (1.0-2.0 bar)



Accelerator / NAVY PLATE  
6 - 15 PSI (0.4-1.0 bar)



Orbitor FX / WHITE PLATE  
6 - 10 PSI (0.4-0.7 bar)

NIPPLE #12291

THE R3030 ROTATOR® CAN OPERATE DOWN TO 15 PSI (1.0 BAR) WITH HIGH UNIFORMITY AND IMPRESSIVE WIND RESISTANCE, MADE POSSIBLE BY SPECIFICALLY ENGINEERED AND FINELY-TUNED ROTATING PLATES.

AT 10 PSI (0.7 BAR), THE ACCELERATOR WITH THE NAVY PLATE OFFERS LOW PRESSURE ADVANTAGES OVER SPRAYHEADS ON TOP OF THE PIPE.

19

**ACCELERATOR WITH NAVY PLATE & 10 PSI PRESSURE REGULATOR  
EVALUATION OF THESE PRODUCTS ON TOP OF THE PIVOT PIPE IN  
NEBRASKA HAS SHOWN MINIMAL WATER LOSSES AND EXCELLENT  
APPLICATION EFFICIENCY**

Tel: +1 509.525.7660 / [nelsonirrigation.com](http://nelsonirrigation.com) / [info@nelsonirrigation.com](mailto:info@nelsonirrigation.com)



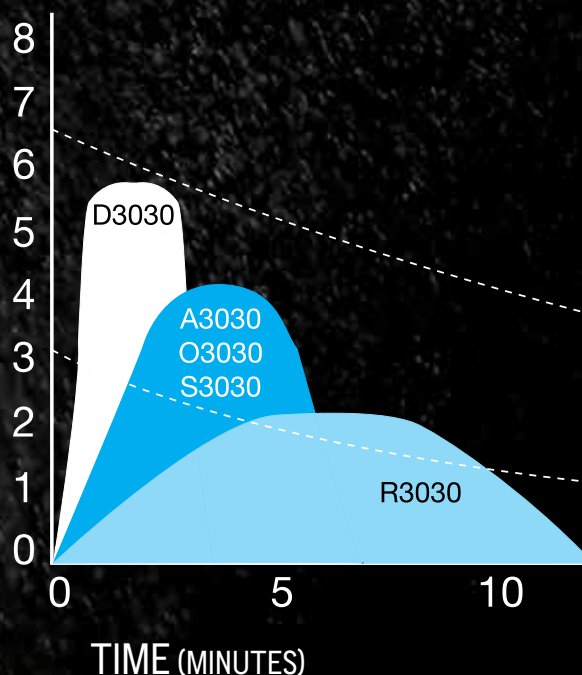
# TREAT THE SOIL RIGHT.

WE'D NEVER CRITICIZE MOTHER NATURE, BUT SOMETIMES "RAIN-LIKE" IRRIGATION IS NOT THE BEST FOR SOIL INTEGRITY. SOIL TEXTURES REACT DIFFERENTLY TO DROPLET SIZE AND VELOCITY (INTENSITY) AND IT'S IMPORTANT TO UNDERSTAND HOW A "WET / REST" CYCLE CAN BE VERY BENEFICIAL TO A FIELD. ROTATING STREAMS OVER A WIDE PATTERN HAVE PROVEN TO BE THE BEST POSSIBLE WAY TO TREAT THE SOIL.

THE RATE AT WHICH A CENTER PIVOT APPLIES WATER INCREASES WITH THE HIGHER FLOW DEMANDS REQUIRED AT THE OUTER PORTION OF A CENTER PIVOT. BY INCREASING THE WETTED THROW DISTANCE OF THE SPRINKLER, THE RATE AT WHICH WATER IS APPLIED CAN BE REDUCED TO MATCH THE SOIL'S INFILTRATION RATE. LOOK AT A TYPICAL INFILTRATION CURVE BELOW.

20

WATER APPLICATION  
(INCHES PER HOUR)



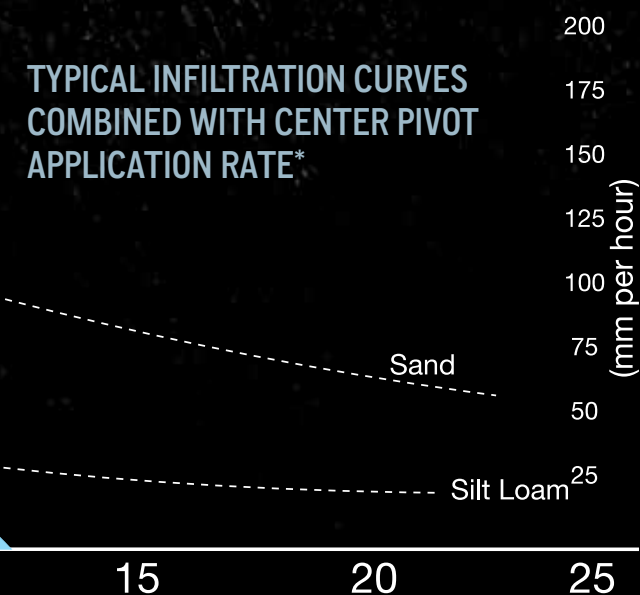
TIME (MINUTES)

\*End of 1/4 mile (402 m) system at 8 gpm/acre (4.5 m<sup>3</sup>/hr/ha) and travel speed 5 fpm (1.5 m/min)



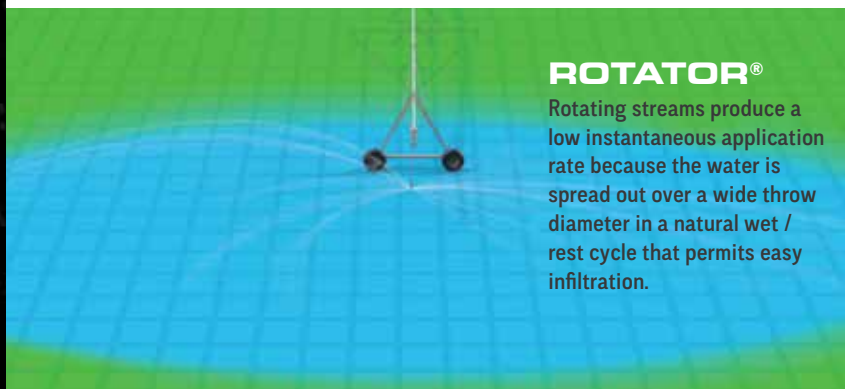
WITH SUPERIMPOSED APPLICATION RATES FOR CENTER PIVOT SPRINKLERS, IT IS OBVIOUS THAT THE ROTATOR®, WHICH PROVIDES THE WIDEST THROW DISTANCE ON DROP TUBES, COMES THE CLOSEST TO MATCHING INFILTRATION RATES OF THE SOIL. THE BEST CONDITION FOR INFILTRATION IS TO KEEP THE SOIL SURFACE OPEN AND APPLY WATER USING A WIDE APPLICATION WIDTH.

TYPICAL INFILTRATION CURVES COMBINED WITH CENTER PIVOT APPLICATION RATE\*




WITHOUT SPRINKLER PERFORMANCE THAT CAN APPLY WATER AT AN APPLICATION RATE THAT MORE CLOSELY MATCHES THE INFILTRATION RATE OF THE SOIL, THE EFFICIENCY GAINED WITH DROPS — AND MONEY SAVED WITH LOW PRESSURE — IS SOON LOST TO RUNOFF.

Average application rate (AAR) is the rate of water application over the wetted area. It is an average value assuming uniformity within the wetted area. Pivot average application rates increase with the higher flow demands required at the outer portion of a center pivot. Comparably, in analyzing different sprinkler options, superior throw distance yields lower average application rates.





IF YOU'RE LOOKING FOR "LE" SOLUTIONS —  
LOOK FOR THE **NELSON ADVANTAGE.**



LOW ENERGY/ELEVATION  
PRECISION APPLICATION

## U3030

+ HOSE DRAG

Germinate  
Irrigate  
Chemigate  
Bubble  
Drag

U3030 BODY (\*12381)  
HOSE DRAG ADAPTER (\*9427)

## LEPA / TAN BUBBLE-WIDE

The Tan Bubble-Wide plate is now available for Low Energy Precision Applications in the 6-10 psi range (0.4-0.7 bar) using nozzle sizes #9-#50. This configuration creates a wider dome of water than standard straight down bubblers providing full coverage irrigation. This pattern treats the soil better and can increase efficiencies by reducing wind drift and evaporation versus standard Spray plates. Space from 15" to 60".

BUBBLE MODE WITH SPRINKLER  
CONVERTER (ACCELERATOR MODE)

FLIP-OVER HOSE DRAG  
CAP ASSEMBLY (\*12676) FOR  
R3030/S3030 &  
A3030/D3030 BODY  
(SIMPLY FLIP TO FIT)

BUBBLER  
ATTACHMENT  
(\*10577) FOR  
D3000 ONLY

STRAIGHT-DOWN  
BUBBLE MODE (NO  
SPECIAL PLATE/CLIP  
REQUIRED)

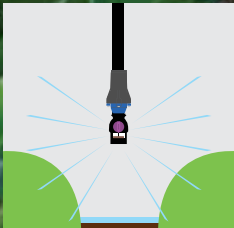


## PROBLEM

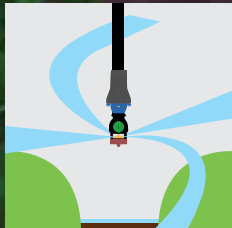
"I need a full coverage sprinkler to germinate my crop early in the season but then want to convert to a LEPA system later."

## SOLUTION

"Try the A3030 Accelerator with a sprinkler converter and switch to the tan bubble-wide when water supply is tight. "



LESA



LENA



LOW ENERGY/ELEVATION  
SPRAY APPLICATION

**D3030**

SPRAYHEAD

Spray



SPRAY MODE WITH  
SPRINKLER  
CONVERTER

LOW ENERGY/ELEVATION  
**NELSON ADVANTAGE**

**A3030**

ACCELERATOR

MOVING  
SPRINKLERS:

Rotator®

Accelerator

Spinner

Orbitor



ACCELERATOR MODE WITH  
SPRINKLER  
CONVERTER

**HOSE DRAG — BUBBLER —  
SPRAY TECHNOLOGY QUALIFY  
AS LEPA AND LESA SO LONG  
AS THE OUTLET SPACINGS  
ARE TIGHT AND THE DEVICES  
DELIVER WATER VERY NEAR TO  
OR ON THE SOIL SURFACE, WITH  
LITTLE ENERGY IN ORDER TO  
HAVE VERY LOW EVAPORATION  
IN THE AIR.**

The Sprinkler Converter is a great device to get a 3-in-1 sprinkler. Cater the irrigation to the crop needs by easily switching between bubble, spray, or low-pressure (6-10 psi) rotating sprinklers. The Accelerator has the widest throw for optimal soil infiltration.

# PRECISION IRRIGATION — BEGINNING TO END

## 3NV COLOR-CODED SYSTEM

ODD NUMBERS HAVE  
SCALLOPED EDGE.

### EVEN NOZZLE




### ODD NOZZLE



## DO YOUR DUE DILIGENCE.

An accurate nozzle chart is essential to center pivot irrigation. Nelson has developed a highly-sophisticated design tool for dealers and distributors to determine nozzle sizing after entering system specs and selecting pivot spans, fittings, sprinklers and regulators. Irrigating in a circle is complex — make sure you use the necessary tools to get the job done right the first time.

24



## 3TN COLOR-CODED SYSTEM

ODD NUMBERS HAVE COLOR BOX  
AROUND NUMBER.





## PERFORMANCE DATA



# NOZZLE CHART

The nozzle sizing system is based on 128th inch increments, e.g. 3TN/3NV Nozzle #26 has an orifice diameter of 26/128th inches while 3TN/3NV Nozzle #27 has an orifice diameter of 27/128th inches. For 3TN Nozzles, the odd-numbered nozzles have a color box around the number marking. This color box denotes the color of the next larger nozzle size. The odd-numbered 3NV Nozzles have a scalloped edge rather than secondary coloring.

COLOR BOX (3TN)			NOZZLE #		"9		"10		"11		"12		"13		"14		"15		"16		"17		"18		"19	
			COLOR		LIGHT BLUE		BEIGE		BEIGE		GOLD		GOLD		LIME		LIME		LAVENDER		LAVENDER		GRAY		GRAY	
			BEIGE						GOLD				LIME				LAVENDER				GRAY				TURQUOISE	
PSI	BAR	GPM	LPM	GPM	LPM	GPM	LPM	GPM	LPM	GPM	LPM	GPM	LPM	GPM	LPM	GPM	LPM	GPM	LPM	GPM	LPM	GPM	LPM	GPM	LPM	
6	0.4	0.34	128	0.42	158	0.50	190	0.61	231	0.71	270	0.82	310	0.95	361	1.08	410	1.22	463	1.36	513	1.53	578			
10	0.7	0.44	165	0.54	203	0.65	245	0.79	298	0.92	348	1.06	400	1.23	467	1.40	529	1.58	598	1.75	663	1.97	746			
15	1.0	0.53	202	0.66	249	0.79	300	0.96	364	1.13	427	1.29	490	1.51	572	1.71	648	1.93	732	2.14	811	2.41	914			
20	1.4	0.62	233	0.76	288	0.92	347	1.11	421	1.30	493	1.49	565	1.74	660	1.98	749	2.23	845	2.48	937	2.79	1055			
25	1.7	0.69	261	0.85	322	1.02	387	1.24	471	1.46	551	1.67	632	1.95	738	2.21	837	2.50	945	2.77	1048	3.12	1180			
30	2.1	0.76	286	0.93	352	1.12	424	1.36	515	1.59	604	1.83	692	2.14	808	2.42	917	2.74	1035	3.03	1148	3.41	1292			
40	2.8	0.87	330	1.07	407	1.29	490	1.57	595	1.84	697	2.11	800	2.47	933	2.80	1059	3.16	1196	3.50	1325	3.94	1492			
50	3.4	0.97	369	1.20	455	1.45	548	1.76	665	2.06	779	2.36	894	2.76	1043	3.13	1184	3.53	1337	3.91	1481	4.41	1668			

NOZZLE #		"20		"21		"22		"23		"24		"25		"26		"27		"28		"29		"30	
COLOR		TURQUOISE		TURQUOISE		YELLOW		YELLOW		RED		RED		WHITE		WHITE		BLUE		BLUE		DARK BROWN	
COLOR BOX (3TN)		YELLOW		YELLOW				RED				WHITE				BLUE				DARK BROWN			
PSI	BAR	GPM	LPM	GPM	LPM	GPM	LPM	GPM	LPM	GPM	LPM	GPM	LPM	GPM	LPM	GPM	LPM	GPM	LPM	GPM	LPM	GPM	LPM
6	0.4	1.70	6.43	1.84	6.97	2.04	7.73	2.22	8.39	2.44	9.25	2.64	9.99	2.87	10.85	3.07	11.64	3.35	12.67	3.58	13.54	3.83	14.50
10	0.7	2.19	8.30	2.38	9.00	2.64	9.97	2.86	10.83	3.16	11.94	3.41	12.89	3.70	14.01	3.97	15.02	4.32	16.36	4.62	17.48	4.94	18.72
15	1.0	2.69	10.17	2.91	11.03	3.23	12.22	3.50	13.26	3.86	14.63	4.17	15.79	4.53	17.16	4.86	18.40	5.29	20.03	5.66	21.41	6.06	22.92
20	1.4	3.10	11.74	3.36	12.73	3.73	14.11	4.05	15.32	4.46	16.89	4.82	18.23	5.23	19.81	5.61	21.24	6.11	23.13	6.53	24.73	6.99	26.47
25	1.7	3.47	13.12	3.76	14.23	4.17	15.77	4.52	17.12	4.99	18.89	5.38	20.38	5.85	22.15	6.27	23.75	6.83	25.86	7.30	27.65	7.82	29.60
30	2.1	3.80	14.38	4.12	15.59	4.56	17.28	4.96	18.76	5.47	20.69	5.90	22.33	6.41	24.27	6.87	26.02	7.48	28.33	8.00	30.28	8.56	32.42
40	2.8	4.39	16.60	4.76	18.00	5.27	19.95	5.72	21.66	6.31	23.89	6.81	25.78	7.40	28.02	7.94	30.04	8.64	32.71	9.24	34.97	9.89	37.44
50	3.4	4.90	18.56	5.32	20.13	5.89	22.30	6.40	24.22	7.06	26.71	7.61	28.83	8.28	31.33	8.87	33.59	9.66	36.58	10.33	39.10	11.06	41.85

NOZZLE #		"31		"32		"33		"34		"35		"36		"37		"38		"39		"40		"41	
COLOR		DARK BROWN		ORANGE		ORANGE		DARK GREEN		DARK GREEN		PURPLE		PURPLE		BLACK		BLACK		DARK		DK. TURQUOISE	
COLOR BOX (3TN)		ORANGE				DARK GREEN				PURPLE				BLACK				DK. TURQUOISE		TURQUOISE		MUSTARD	
PSI	BAR	GPM	LPM	GPM	LPM	GPM	LPM	GPM	LPM	GPM	LPM	GPM	LPM	GPM	LPM	GPM	LPM	GPM	LPM	GPM	LPM	GPM	LPM
6	0.4	4.06	15.35	4.36	16.51	4.65	17.59	4.94	18.69	5.20	19.70	5.47	20.70	5.84	22.11	6.18	23.38	6.52	24.69	6.85	25.95	7.26	27.48
10	0.7	5.24	19.82	5.63	21.31	6.00	22.71	6.37	24.13	6.72	25.43	7.06	26.72	7.54	28.55	7.97	30.19	8.42	31.87	8.85	33.49	9.37	35.48
15	1.0	6.41	24.27	6.89	26.10	7.35	27.82	7.81	29.55	8.23	31.15	8.65	32.73	9.24	34.97	9.77	36.97	10.31	39.03	10.84	41.02	11.48	43.45
20	1.4	7.40	28.03	7.96	30.14	8.49	32.12	9.01	34.12	9.50	35.96	9.98	37.79	10.67	40.37	11.28	42.69	11.91	45.07	12.51	47.37	13.26	50.18
25	1.7	8.28	31.34	8.90	33.69	9.49	35.91	10.08	38.15	10.62	40.21	11.16	42.25	11.92	45.14	12.61	47.73	13.31	50.39	13.99	52.96	14.82	56.10
30	2.1	9.07	34.33	9.75	36.91	10.39	39.34	11.04	41.79	11.64	44.05	12.23	46.29	13.06	49.45	13.81	52.29	14.58	55.20	15.33	58.01	16.23	61.45
40	2.8	10.47	39.64	11.26	42.62	12.00	45.43	12.75	48.26	13.44	50.86	14.12	53.45	15.08	57.10	15.95	60.38	16.84	63.74	17.70	66.99	18.75	70.96
50	3.4	11.71	44.32	12.59	47.65	13.42	50.79	14.25	53.95	15.02	56.86	15.79	59.75	16.86	63.84	17.83	67.50	18.83	71.26	19.79	74.90	20.96	79.34

NOZZLE #		"42		"43		"44		"45		"46		"47		"48		"49		"50	
COLOR		MUSTARD		MUSTARD		MAROON		MAROON		CREAM		CREAM		DARK BLUE		DARK BLUE		COPPER	
COLOR BOX (3TN)				MAROON				CREAM				DARK BLUE				COPPER			
PSI	BAR	GPM	LPM	GPM	LPM	GPM	LPM	GPM	LPM	GPM	LPM	GPM	LPM	GPM	LPM	GPM	LPM	GPM	LPM
6	0.4	7.60	28.76	7.96	30.14	8.33	31.52	8.73	33.04	9.11	34.50	9.58	36.26	9.96	37.71	10.31	39.03	10.77	40.78
10	0.7	9.81	37.13	10.28	38.91	10.75	40.70	11.27	42.65	11.77	44.55	12.36	46.81	12.86	48.68	13.31	50.39	13.91	52.65
15	1.0	12.01	45.47	12.59	47.65	13.17	49.84	13.80	52.24	14.41	54.56	15.14	57.32	15.75	59.63	16.30	61.71	17.03	64.48
20	1.4	13.87	52.50	14.54	55.02	15.20	57.55	15.93	60.32	16.64	63.00	17.49	66.19	18.19	68.85	18.82	71.26	19.67	74.46
25	1.7	15.51	58.70	16.25	61.52	17.00	64.34	17.81	67.44	18.61	70.43	19.55	74.01	20.33	76.98	21.05	79.67	21.99	83.25
30	2.1	16.99	64.30	17.80	67.39	18.62	70.49	19.51	73.87	20.38	77.15	21.42	81.07	22.28	84.32	23.05	87.27	24.09	91.19
40	2.8	19.61	74.25	20.56	77.82	21.50	81.39	22.53	85.30	23.54	89.09	24.73	93.61	25.72	97.37	26.62	100.77	27.82	105.30
50	3.4	21.93	83.01	22.98	87.00	24.04	91.00	25.19	95.37	26.31	99.61	27.65	104.66	28.76	108.86	29.76	112.66	31.10	117.73

# PART-CIRCLE OPTIONS




PART-CIRCLE  
R3030 ROTATOR\*

\*12651-XXX (U3030 INCLUDED)



PART-CIRCLE  
S3030 SPINNER\*

\*12650 (U3030 INCLUDED)



PART-CIRCLE  
D3030 SPRAY\*

\*9894-001

(ORDER U3030 BODY  
\*12381 SEPARATELY)

\*Part numbers do not include nozzles or square thread adapters. PC-R3030 and S3030 part numbers include U3030 body. \*12381 must be ordered separately for the PC-D3030.

These part-circle sprinklers can be used for dry wheel track solutions, hose boom applications or a simple end of system addition. Part-circle options include the PC-Rotator®, PC-Spinner and PC-Sprayhead. All sprinklers are available in both 3000 series (with 3TN nozzle) and 3030 series (with 3NV nozzle). The 3030 series utilizes the Universal Adapter (U3030).

FOR PC-ROTATOR: MOUNT ONLY ON A STRAIGHT RIGID DROP OR A HOSE BOOM UTILIZING A TORQUE CLIP AND SIDEFORCE CONTROL FITTING SUCH AS THE IACO HB.

3030 SERIES	Plate Color	Nozzle Range	Pressure (PSI)	Assy (less nozzle)	Components		
					Cap/Plate Assy	Body/Deflector	U3030 Body
PC-R3030	White	#14-23	15-25	12651-002	11075-002	13443	12381
	Tan	#24-39		12651-003	11075-003		
	Black	#40-50		12651-001	11075-001		
PC-S3030	Turquoise	#14-50	10-20	12650	10949-001	9894-001	
PC-D3030	Blue	#9-50	6-20	NA	NA		

3000 SERIES	Plate Color	Nozzle Range	Pressure (PSI)	Assy (less nozzle)	Components		
					Cap/Plate Assy	Body	Deflector
PC-R3000	White	#14-23	15-25	10843-002	11075-002	10419	9736
	Tan	#24-39		10843-003	11075-003		
	Black	#40-50	15-30	10843-001	11075-001		
PC-S3000	Turquoise	#14-50	10-20	9926-001	10949-001	9412	
PC-D3000	Blue	#9-50	6-20	NA	NA	9894-001	

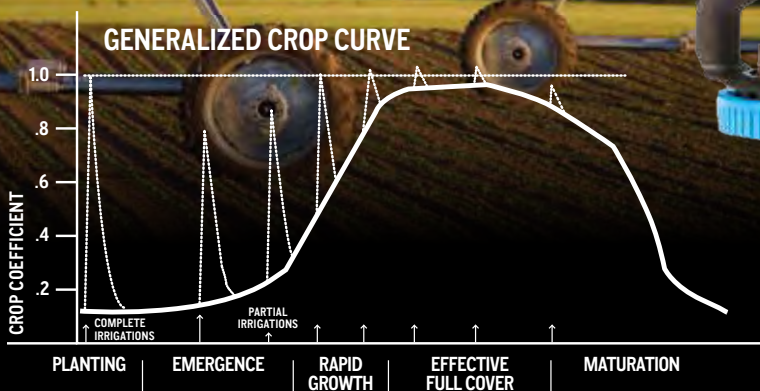
## BOOMBACKS

Installations on boombacks minimize the compromise in uniformity that occurs when part-circle devices are utilized.





# SMART TOOLS



## NOZZLE CLIPS

Nelson Pivot Sprinklers can be equipped with two or three nozzles using the 3TN Dual Nozzle Clip or 3TN Triple Nozzle Clip. The 3030 Series has a dual nozzle clip. These devices allow you to precisely match crop water requirements through the season. During germination, lower system flow rates lessen the intensity of water droplets to maintain proper soil structure and reduce runoff. Adjust the system flow as crop water requirements or well outputs change.




- Change system flow quickly and accurately.
- No more fumbling with or dropping nozzles.

Note: Do not operate in down-in-the-crop applications, or with the Chemigation Spray Plate.

## 3NV DNC DISSASSEMBLY DEVICE

Use this tool to remove and change 3NV Nozzles from the 3NV Dual Nozzle clips. Simply insert tool teeth into nozzle notches and it releases.





# CONNECTIONS & WEIGHTS



FNPT X (HB) #10057  
MNPT X (HB) #10148  
ST ADAPTER X (HB) #9901  
3/4" X 3/4" MNPT NIPPLE #12291

## FITTINGS

User-friendly HOSE BARB FITTINGS. Easy installation into 3/4" flexible hose. Eliminates additional fittings. The convenience of the 15/16" Hex Adapter is unique to Nelson fittings. Secure fittings using 15/16" deep well socket or open end wrench.



## SUPERIOR FLOW CAPACITY SAVES ENERGY

- Spinweld technology allows for larger and more efficient inside diameters.
- 180° goosenecks have less than half the friction loss of comparable products (1 psi {0.07 bar} of friction loss @ 22 gpm {83 lpm}).

## DURABLE AND CORROSION-RESISTANT PLASTIC

- Lower cost than traditional metal goosenecks.
- Will not rust over time, therefore prevents nozzle plugging.
- Can handle intense tension force.

## 3/4" MNPT INLET

- Eliminates extra fittings and provides easier and more reliable installation into span pipe.

## INSTALLATION NOTES:

If adding sealant, use only Teflon tape or pipe lubricants safe for plastics. When used on semi-rigid or rigid drops, limit drop length to 96 inches (2.4 m) AND one foot (0.31 m) below trussing in span center. For ease of installation, retrofit packages may require chasing coupler threads with a tap.





## COIL WEIGHT

Save a fitting with integrated Hose Barb x 3/4" MNPT connection. 1 lb. option includes plastic cover over coil to deter theft. 0.85 lb. option available without cover. The in-line coil weight is for use with 3000 & 3030 Series Sprinklers. This low profile weight fits directly into a flexible drop hose secured with a clamp, above a Nelson regulator and/or sprinkler. This includes the plastic cover version of the 03000 and 03030 at 6, 10 or 15 psi (0.4, 0.7 or 1 bar) where the regulator must be installed directly on the coil weight. No additional weight is allowed with the weighted Orbitor.



## WEIGHT FOR DROP HOSE

The 1 lb. modular weight (#10130) fits onto the pressure regulator, but if pressure regulators are not used, the weight fits directly on the body of the sprinkler (not to be used with male thread (MT) 3030 bodies, Orbitor and Orbitor FX). The 1 lb. Modular Pivot Weight is designed for sprinklers operating at 20 PSI (1.4 BAR) and below.



## THREADED WEIGHT ADAPTER

Use with Nelson 1 lb. modular weight and competitive integral weights.

## CLAMP SAVER

USE CLAMP SAVER WHEN INSTALLING ORBITORS ON A PIVOT WITH EXISTING POLY SLIP WEIGHTS. This simple device placed over clamps on drop hose beneath poly slip weights protects the clamp from the "action" or natural vibration on Orbitor and Orbitor FX systems. This is a great solution when an irrigator is retrofitting a pivot that already has slip weights with the Orbitor sprinkler. Only the plastic cover version (6-10 psi / 0.4-0.7 bar) can be used with poly slip weights.



# PRECISION ACCURACY IN TOUGH FIELD ENVIRONMENTS

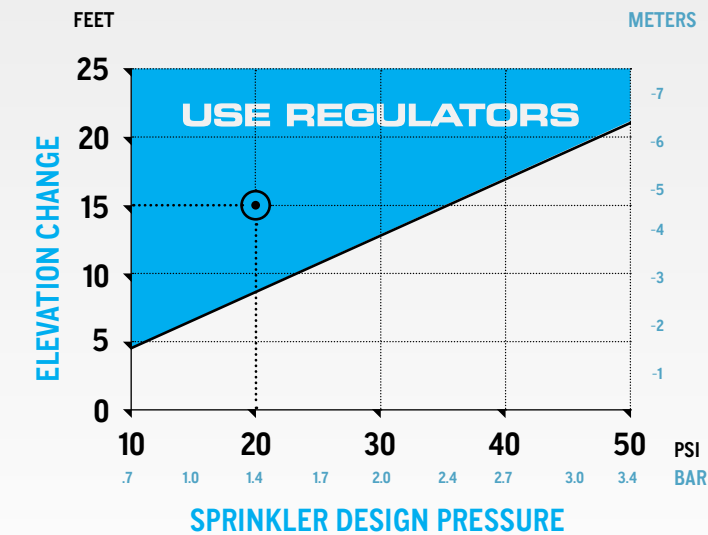
THE BENEFITS OF REGULATORS INCLUDE A UNIFORM DEPTH OF WATER APPLICATION, CONTROLLED SPRINKLER PERFORMANCE (DROPLET SIZE AND THROW DISTANCE), AND FLEXIBILITY IN SYSTEM OPERATION.

CHOOSE FROM THE FIELD-PROVEN **UNI-FLO** OR THE NEW **ALL-FLO**

## HOW MUCH ELEVATION CHANGE IS ACCEPTABLE?

The graph below shows the point at which regulators will be required for a given design pressure and elevation change along the pivot. Notice that lower design pressure allows less elevation change before pressure regulators are recommended.

NOTE: Even if elevation changes do not require pressure regulators, you should consider them for their other advantages.



The Nelson Universal Pressure Regulator has a flow up to 12 GPM (2.7 M<sup>3</sup>/H) at 15 PSI (1.0 BAR) and above.

## TECHNICAL TIPS FOR REGULATORS

IMPORTANT: Allow approximately 5 PSI (.35 BAR) extra pressure in order for the regulator to function properly. For example, the minimum design pressure for a 20 PSI (1.4 BAR) pressure regulator is 25 PSI (1.7 BAR).

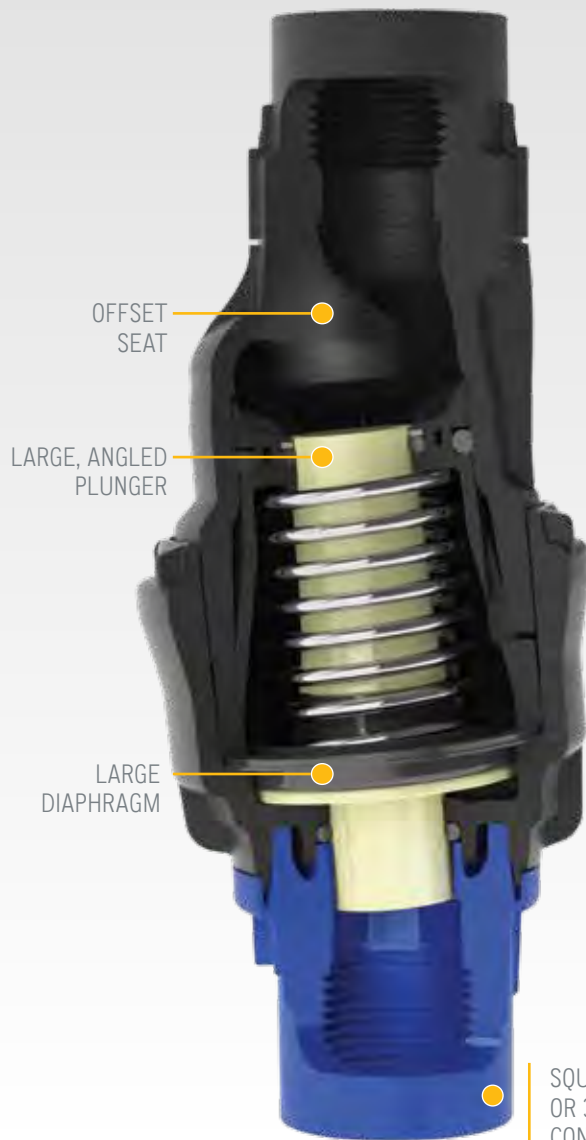
IMPORTANT: If your system is designed with Nelson sprinklers, use Nelson Pressure Regulators. Individual manufacturers' pressure regulator performance varies. Interchanging could result in inaccurate nozzle selection.

	6 PSI (0.4 bar)	10 PSI (0.7 bar)	15 PSI (1.0 bar)	20 PSI (1.4 bar)	25 PSI (1.7 bar)	30 PSI (2.1 bar)	40 PSI (2.8 bar)	50 PSI (3.4 bar)
UNI-FLO								
3/4" FNPT X SQUARE THREAD	9572-001	9572-002	9572-003	9572-004	9572-005	9572-006	9572-007	9572-008
3/4" FNPT X 3/4" FNPT	9491-001	9491-002	9491-003	9491-004	9491-005	9491-006	9491-007	9491-008





2020   
NEW PRODUCT  
CONTEST **Winner**  
Irrigation Association



## ACCURATE

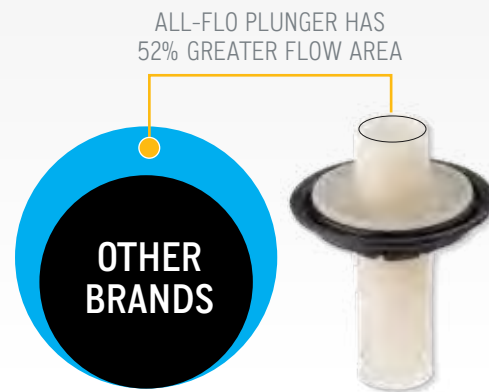
- A large diaphragm means less force is required for the regulator to make small adjustments. That means better accuracy, and in turn, more uniform irrigation.

## REDUCED PLUGGING

- The offset, steep-sloped seat is out of the flow path, preventing debris hang-up.
- The patented, angled plunger minimizes restrictions.

## FULL NOZZLE RANGE

- The plunger has 52% more area than other regulators, which supports a wide flow range (0.5-20 gpm)
- One regulator fits the full pivot sprinkler nozzle range.




ALL-FLO	6 PSI (0.4 bar)	10 PSI (0.7 bar)	15 PSI (1.0 bar)	20 PSI (1.4 bar)	25 PSI (1.7 bar)	30 PSI (2.0 bar)	35 PSI (2.4 bar)	40 PSI (2.8 bar)	50 PSI (3.4 bar)
3/4" FNPT X SQUARE THD	12616-006	12616-010	12616-015	12616-020	12616-025	12616-030	12616-035	12616-040	12616-050
3/4" FNPT X 3/4" FNPT	12612-006	12612-010	12612-015	12612-020	12612-025	12612-030	12612-035	12612-040	12612-050

# GAINING GROUND

NELSON HAS BEEN IN THE END OF PIVOT BUSINESS FOR A LOT OF YEARS NOW. AS TIMES ARE CHANGING - AND THE NEED FOR LOWER PRESSURE OPTIONS IS EVIDENT - WE'VE ADDED TO OUR OFFERING. THERE'S EVERYTHING FROM 15-80 PSI (1.0-5.5 BAR), 40-120 FEET (12-37 M), AND 28-300 GPM (6-68 M<sup>3</sup>/H).




# END OF PIVOT SPRINKLER OPTIONS FOR SHORT & LONG RADIUS OF THROW



## TYPICAL ADDED ACREAGE ON A 1/4 MILE PIVOT

Up to 10 acres (4.0 ha) irrigating full circle	Up to 13 acres (5.3 ha) irrigating full circle	Up to 17 acres (6.9 ha) irrigating full circle	Up to 23 acres (9.3 ha) irrigating full circle
Up to 6 acres (2.4 ha) corners only	Up to 7 acres (2.8 ha) corners only	Up to 9 acres (3.6 ha) corners only	Up to 11 acres (4.5 ha) corners only



# ADDITIONAL ACREAGE AT LOW PRESSURE

**NO OTHER END OF PIVOT SPRINKLER WORKS IN THE LOW PRESSURE RANGE OF 15-60 PSI (1-4 BAR) AND PROVIDES UP TO 10 ADDITIONAL IRRIGATED ACRES (ON A 1/4 MILE PIVOT).**

The R55 VT End of Pivot Sprinkler is changing the way farmers irrigate with center pivots. It can be used to pick up added acreage both throughout the full revolution of the pivot or just in the corners, depending on site specifics and irrigator preferences. It can be used in conjunction with a higher volume Big Gun® Sprinkler – or on its own. The R55 VT (with blue plate) is to be mounted in an upright position at the end of the overhang.

The New R55i VT, with a specially engineered green plate, has been made for inverted applications. This configuration is found to be easier to plumb – and some say it's effective in helping manage debris that collects at the end of the system. Please note that radius is typically less for the inverted, green plate than for the blue plate.

R55 VT



R55i VT




**A SECONDARY END GUN CAN PICK UP EXTRA ACRES BY IRRIGATING WHERE THE SR100 CAN'T – AS THE PIVOT ENTERS/EXITS THE CORNER, AND AROUND OBSTACLES SUCH AS ROADS AND BUILDINGS.**



Drain required

Nelson's R55VT and R75 End of Pivot Sprinklers are now even easier to add to any center pivot system with the End Sprinkler Adapter. Choose from the heavy-duty NPT or BSP threaded options. This adapter eliminates expensive fittings and is very easy to install. (Not to be used with impact sprinklers.)







# R55 VT

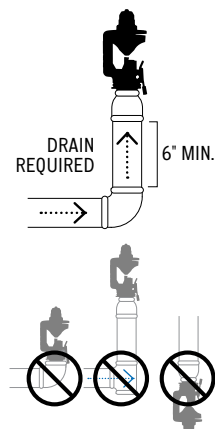
Gain up to 10 acres (4.0 ha) irrigating full circle and up to 6 acres (2.4 ha) corners only on a 1/4 mile pivot.

## UPRIGHT MOUNTING

OPERATING PRESSURE MUST BE 15-60 PSI (1-4 BAR)

### R55 VT PERFORMANCE (U.S. UNITS)

Pressure (psi)	*52 Purple Nozzle		*56 White Nozzle		*60 Red Nozzle		*65 Orange Nozzle		*70 Yellow Nozzle		*80 Green Nozzle		*90 Blue Nozzle	
	FLOW (gpm)	RADIUS (ft)	FLOW (gpm)	RADIUS (ft)	FLOW (gpm)	RADIUS (ft)	FLOW (gpm)	RADIUS (ft)	FLOW (gpm)	RADIUS (ft)	FLOW (gpm)	RADIUS (ft)	FLOW (gpm)	RADIUS (ft)
15	18.8	40	23.5	40	28.0	40	33.0	40	36.7	40	46.0	40	52.8	41
20	21.6	43	27.0	43	32.1	43	38.0	44	42.2	44	52.9	44	60.6	45
25	24.3	45	30.3	46	36.1	46	42.6	47	47.3	48	59.3	48	68.0	48
30	26.7	46	33.4	47	39.7	47	47.0	48	52.0	49	65.2	49	74.8	50
35	29.0	47	36.2	48	43.1	49	51.0	49	56.5	50	70.8	50	81.1	51
40	31.2	48	38.9	49	46.2	50	54.8	50	60.6	51	75.8	51	87.0	52
45	33.1	48	41.3	50	49.0	51	58.3	51	64.3	52	80.5	53	92.3	54
50	34.9	48	43.4	50	51.6	51	61.4	52	67.7	53	84.7	54	97.2	54
55	36.5	48	45.4	50	54.0	51	64.3	52	70.7	53	88.4	54	101.5	55
60	37.9	48	47.1	50	56.0	51	66.9	52	73.4	53	91.7	54	105.4	56



### R55 VT PERFORMANCE (METRIC UNITS)

Pressure (bar)	*52 Purple Nozzle		*56 White Nozzle		*60 Red Nozzle		*65 Orange Nozzle		*70 Yellow Nozzle		*80 Green Nozzle		*90 Blue Nozzle	
	FLOW (m³/hr)	RADIUS (m)	FLOW (m³/hr)	RADIUS (m)	FLOW (m³/hr)	RADIUS (m)	FLOW (m³/hr)	RADIUS (m)	FLOW (m³/hr)	RADIUS (m)	FLOW (m³/hr)	RADIUS (m)	FLOW (m³/hr)	RADIUS (m)
1	4.2	12.2	5.3	12.2	6.3	12.2	7.4	12.2	8.2	12.2	10.3	12.2	11.8	12.5
1.5	5.1	13.3	6.4	13.4	7.6	13.4	9.0	13.7	10.0	13.8	12.5	13.8	14.4	14.0
2	6.0	14.0	7.5	14.3	8.9	14.3	10.5	14.6	11.6	14.9	14.6	14.9	16.7	15.1
2.5	6.7	14.4	8.4	14.7	10.0	15.0	11.8	15.0	13.1	15.3	16.4	15.3	18.8	15.6
3	7.4	14.6	9.2	15.2	11.0	15.5	13.0	15.5	14.4	15.8	18.0	16.0	20.6	16.3
3.5	8.0	14.6	9.9	15.2	11.8	15.5	14.1	15.8	15.5	16.2	19.4	16.5	22.2	16.5
4	8.5	14.6	10.5	15.2	12.5	15.5	15.0	15.8	16.4	16.2	20.5	16.5	23.6	16.9

POOR ENTRANCE CONDITIONS DIMINISH PERFORMANCE.




# R55i VT

## INVERTED MOUNTING

OPERATING PRESSURE MUST BE 15-60 PSI (1-4 BAR)

### R55i VT PERFORMANCE (U.S. UNITS)

Pressure (psi)	*52 Purple Nozzle		*56 White Nozzle		*60 Red Nozzle		*65 Orange Nozzle		*70 Yellow Nozzle		*80 Green Nozzle	
	FLOW (gpm)	RADIUS (ft)	FLOW (gpm)	RADIUS (ft)	FLOW (gpm)	RADIUS (ft)	FLOW (gpm)	RADIUS (ft)	FLOW (gpm)	RADIUS (ft)	FLOW (gpm)	RADIUS (ft)
15	18.8	38	23.5	38	28.0	37	33.0	37	36.7	36	46.0	35
20	21.6	40	27.0	41	32.1	40	38.0	40	42.2	39	52.9	38
25	24.3	43	30.3	44	36.1	42	42.6	42	47.3	41	59.3	40
30	26.7	44	33.4	45	39.7	44	47.0	44	52.0	43	65.2	42
35	29.0	45	36.2	46	43.1	45	51.0	45	56.5	44	70.8	43
40	31.2	46	38.9	47	46.2	47	54.8	46	60.6	46	75.8	45
45	33.1	47	41.3	48	49.0	48	58.3	47	64.3	47	80.5	46
50	34.9	47	43.4	48	51.6	48	61.4	48	67.7	47	84.7	46
55	36.5	48	45.4	49	54.0	49	64.3	48	70.7	48	88.4	47
60	37.9	49	47.1	49	56.0	49	66.9	48	73.4	48	91.7	47



POOR ENTRANCE CONDITIONS DIMINISH PERFORMANCE.

### R55i VT PERFORMANCE (METRIC UNITS)

Pressure (bar)	*52 Purple Nozzle		*56 White Nozzle		*60 Red Nozzle		*65 Orange Nozzle		*70 Yellow Nozzle		*80 Green Nozzle	
	FLOW (m³/hr)	RADIUS (m)	FLOW (m³/hr)	RADIUS (m)	FLOW (m³/hr)	RADIUS (m)	FLOW (m³/hr)	RADIUS (m)	FLOW (m³/hr)	RADIUS (m)	FLOW (m³/hr)	RADIUS (m)
1	4.2	11.6	5.3	11.6	6.3	11.3	7.4	11.3	8.2	11.0	10.3	10.7
1.5	5.1	12.5	6.4	12.8	7.6	12.4	9.0	12.4	10.0	12.1	12.5	11.8
2	6.0	13.4	7.5	13.7	8.9	13.3	10.5	13.3	11.6	13.0	14.6	12.7
2.5	6.7	13.8	8.4	14.1	10.0	13.9	11.8	13.8	13.1	13.6	16.4	13.3
3	7.4	14.2	9.2	14.5	11.0	14.5	13.0	14.2	14.4	14.2	18.0	13.9
3.5	8.0	14.4	9.9	14.7	11.8	14.7	14.1	14.6	15.5	14.4	19.4	14.1
4	8.5	14.8	10.5	14.9	12.5	14.9	15.0	14.6	16.4	14.6	20.5	14.3

# ROTATOR® TECHNOLOGY RE-IMAGINED

THE R75 END OF PIVOT SPRINKLER IS A VERSATILE, HIGH-UNIFORMITY SPRINKLER IS BASED ON FIELD-PROVEN ROTATOR® TECHNOLOGY. THE R75 AND R75LP (LOW PRESSURE OPTION) HELP FILL IN THE CORNERS AND GAIN ADDED GROUND ... UP TO 70 FEET (21 M).

## **R75LP**

25-40 psi  
(1.7-2.8 bar)

## **R75**

40-60 psi  
(2.8-4.0 bar)





## PERFORMANCE DATA

Gain up to 13 acres (5.3 ha) irrigating full circle and up to 7 acres (2.8 ha) corners only on a 1/4 mile pivot.



# R75



### R75LP

### R75

Pressure (psi)	"52 (13/32")		"56 (7/16")		"60 (15/32")		"64 (1/2")		"68 (17/32")		"72 (9/16")	
	FLOW (gpm)	RADIUS (ft)	FLOW (gpm)	RADIUS (ft)	FLOW (gpm)	RADIUS (ft)	FLOW (gpm)	RADIUS (ft)	FLOW (gpm)	RADIUS (ft)	FLOW (gpm)	RADIUS (ft)
25	23.6	49.0	27.3	51.0	31.2	53.0	35.4	55.0	39.8	55.0	44.4	56.0
30	26.0	52.0	29.8	53.0	34.1	54.0	38.8	57.0	43.7	57.0	48.8	58.0
35	28.0	53.0	32.4	55.0	36.9	55.0	42.0	59.0	47.2	59.0	52.6	60.0
40	30.0	54.0	34.6	56.0	39.7	56.0	44.9	59.0	50.6	60.0	56.4	61.0
40	30.0	57.0	34.6	59.0	39.7	61.0	44.9	65.0	50.6	65.0	56.4	64.0
45	31.7	58.0	36.8	60.0	42.0	62.0	47.6	66.0	53.7	66.0	59.7	65.0
50	33.6	59.0	38.8	61.0	44.4	63.0	50.2	67.0	56.5	67.0	63.1	65.0
55	35.3	59.0	40.7	62.0	46.6	64.0	52.7	68.0	59.2	68.0	66.1	66.0
60	36.8	59.0	42.7	62.0	48.8	65.0	55.0	69.0	61.9	68.0	69.2	67.0

## METRIC UNITS

### R75LP

### R75

Pressure (bar)	"52 (13/32")		"56 (7/16")		"60 (15/32")		"64 (1/2")		"68 (17/32")		"72 (9/16")	
	FLOW (m3/h)	RADIUS (m)	FLOW (m3/h)	RADIUS (m)	FLOW (m3/h)	RADIUS (m)	FLOW (m3/h)	RADIUS (m)	FLOW (m3/h)	RADIUS (m)	FLOW (m3/h)	RADIUS (m)
1.75	5.4	14.9	6.3	15.5	7.1	16.2	8.1	16.8	9.2	16.8	10.2	17.1
2.00	5.8	15.5	6.7	16.2	7.6	16.5	8.7	17.4	9.8	17.4	10.9	17.7
2.50	6.4	16.5	7.5	16.8	8.5	16.8	9.7	18.0	10.9	18.0	12.1	18.3
2.75	6.8	16.5	7.8	17.1	9.0	17.1	10.2	18.0	11.5	18.3	12.7	18.6
2.75	6.8	17.4	7.8	18.0	9.0	18.6	10.2	19.8	11.5	19.8	12.7	19.5
3.00	7.1	17.7	8.2	18.3	9.4	18.9	10.6	20.1	12.0	20.1	13.3	19.8
3.50	7.7	18.0	8.9	18.6	10.2	19.2	11.5	20.4	13.0	20.4	14.4	19.8
4.00	8.2	18.0	9.5	18.9	10.9	19.8	12.3	21.0	13.9	20.7	15.4	20.4

R75/R75LP performance data has been obtained under ideal test conditions and may be adversely affected by wind, poor hydraulic entrance conditions or other factors. Test riser height of 9 feet (2.7 meters) above measurement surface. No representation regarding droplet condition, uniformity, application rate, or suitability for a particular application is made herein.



EASY TO ACCESS NOZZLE.

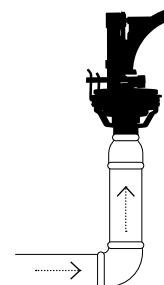


DUAL BARREL SPRAY PLATE FOR DISTANCE & UNIFORMITY.

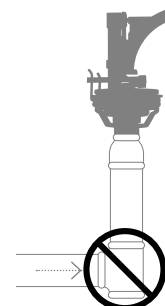


ADJUSTABLE STOPS TO ACHIEVE BEST ARC OF COVERAGE.

## REQUIRED PLUMBING



DRAIN REQUIRED



POOR ENTRANCE CONDITIONS DIMINISH PERFORMANCE.

# OLD SCHOOL IS STILL IN SESSION

THIS LOW ANGLE, PART CIRCLE PIVOT END GUN SPRINKLER HAS BEEN DESIGNED TO MEET THE DEMANDING CONDITIONS OF PIVOT END GUN OPERATION WHERE THE FLOW RATE AND DISTANCE OF THROW REQUIRED IS LESS THAN THAT OF BIG GUN® SPRINKLERS. AN OPTIONAL DIFFUSER IS AVAILABLE FOR LOW PRESSURE SYSTEMS.

**P85AS**  
20 GPM-125 GPM  
(4.5 M<sup>3</sup>/H-28.4 M<sup>3</sup>/H)



PERFORMANCE DATA (US UNITS)

P85AS (PART CIRCLE)

Gain up to 15 acres irrigating full circle and up to 8 acres corners only on a 1/4 mile pivot.

	11/32"		3/8"		13/32"		7/16"		15/32"		1/2"		17/32"		9/16"		19/32"		5/8"		21/32"		11/16"	
Base PSI	GPM	RAD. FT	GPM	RAD. FT	GPM	RAD. FT	GPM	RAD. FT	GPM	RAD. FT	GPM	RAD. FT	GPM	RAD. FT	GPM	RAD. FT	GPM	RAD. FT	GPM	RAD. FT	GPM	RAD. FT	GPM	RAD. FT
20	15.4	48	18.2	49	21.3	51	23.7	52	27.9	53	31.4	55	35.4	56	39.7	57	44.1	58	47.9	60	52.8	61	56.7	62
30	18.9	55	22.4	56	26.2	58	29.5	60	34.4	62	38.9	63	43.7	64	49.0	65	54.2	66	59.3	68	66.4	70	69.8	71
40	21.8	61	26.0	62	30.5	64	34.5	66	39.9	68	45.0	69	50.7	71	57.0	72	62.9	73	69.0	75	77.0	76	83.7	78
50	24.6	64	29.1	66	34.1	68	38.9	70	44.7	71	50.5	73	56.8	75	63.4	76	70.4	78	77.4	79	86.0	80	93.8	81
60	27.0	67	32.1	69	37.6	71	43.0	73	49.3	75	55.7	76	62.5	78	70.0	80	77.3	81	85.4	83	94.8	85	103	86
70	29.0	69	34.8	72	40.7	74	46.7	76	53.2	78	60.4	79	67.7	81	75.8	83	83.8	84	92.8	86	102	87	111	89
80	31.0	72	37.3	74	43.7	76	50.0	78	57.0	80	64.7	82	72.5	84	81.3	85	89.9	87	99.2	89	110	90	119	92
90	33.2	74	39.4	76	46.2	78	52.9	81	60.8	82	68.5	84	76.8	86	86.3	88	95.3	90	104	91	116	92	126	93
100	35.0	76	41.5	78	48.8	80	55.8	83	64.0	85	72.6	87	81.0	88	90.9	90	101	92	110	94	122	95	133	97

Data gathered from sprinkler on 12" riser – no wind.





## PERFORMANCE DATA (METRIC UNITS)

### P85AS (PART CIRCLE)

Gain up to 6 hectares irrigating full circle and up to 3 hectares corners only on a 400 m pivot.



# P85AS

	8.7 mm		9.5 mm		10.3 mm		11.1 mm		11.9 mm		12.7 mm		13.5 mm		14.3 mm		15.1 mm		15.9 mm		16.7 mm		17.5 mm	
Base bar	M <sup>3</sup> /HR	RAD (M)	M <sup>3</sup> /HR	RAD (M)	M <sup>3</sup> /HR	RAD (M)	M <sup>3</sup> /HR	RAD (M)	M <sup>3</sup> /HR	RAD (M)	M <sup>3</sup> /HR	RAD (M)	M <sup>3</sup> /HR	RAD (M)	M <sup>3</sup> /HR	RAD (M)	M <sup>3</sup> /HR	RAD (M)	M <sup>3</sup> /HR	RAD (M)	M <sup>3</sup> /HR	RAD (M)	M <sup>3</sup> /HR	RAD (M)
1.5	3.6	15.0	4.3	15.5	5.1	16.0	5.7	16.5	6.6	17.0	7.5	17.5	8.4	17.5	9.4	18.0	10.4	18.5	11.4	19.0	12.7	19.5	13.5	20.0
2	4.2	16.5	5.0	17.0	5.9	17.5	6.6	18.0	7.7	18.5	8.7	19.0	9.8	19.0	10.9	19.5	12.1	20.0	13.2	20.5	14.7	21.0	15.8	21.0
2.5	4.7	17.5	5.6	18.0	6.6	18.5	7.4	19.0	8.6	19.5	9.7	20.0	10.9	20.5	12.3	21.0	13.6	21.0	14.9	22.0	16.5	22.0	17.8	22.5
3	5.2	18.5	6.2	19.0	7.2	19.5	8.2	20.5	9.5	21.0	10.7	21.0	12.0	21.5	13.5	22.0	14.9	22.5	16.3	23.0	18.1	23.5	19.6	24.0
3.5	5.6	19.5	6.7	20.0	7.8	20.5	8.9	21.5	10.2	22.0	11.6	22.0	13.0	23.0	14.6	23.5	16.1	23.5	17.7	24.0	19.7	24.5	21.2	25.0
4	6.0	20.5	7.2	21.0	8.4	21.5	9.5	22.0	11.0	22.5	12.4	23.0	13.9	23.5	15.6	24.0	17.3	24.5	19.0	25.0	21.1	25.5	22.8	26.0
4.5	6.4	21.0	7.6	21.5	8.9	22.0	10.2	23.0	11.7	23.5	13.2	24.0	14.8	24.5	16.6	25.0	18.4	25.5	20.2	26.0	22.4	26.5	24.3	26.5
5	6.7	21.5	8.0	22.0	9.4	23.0	10.8	23.5	12.3	24.0	13.9	24.5	15.6	25.0	17.5	26.0	19.4	26.0	21.3	26.5	23.6	27.0	25.7	27.5
5.5	7.1	22.0	8.4	22.5	9.9	23.5	11.3	24.0	12.9	25.0	14.7	25.0	16.4	25.5	18.4	26.5	20.4	27.0	22.4	27.0	24.8	27.5	27.0	28.0
6	7.4	22.5	8.8	23.0	10.3	24.0	11.9	24.5	13.5	25.0	15.3	25.5	17.2	26.0	19.3	27.0	21.3	27.5	23.4	27.5	26.0	28.0	28.3	28.5
6.5	7.7	22.5	9.2	23.5	10.8	24.0	12.4	25.0	14.1	25.5	16.0	26.0	17.9	26.5	20.1	27.0	22.2	27.5	24.4	28.0	27.1	28.5	29.5	29.0
7	8.0	23.0	9.5	23.5	11.2	24.5	12.9	25.0	14.7	25.5	16.6	26.0	18.6	26.5	20.8	27.5	23.1	28.0	25.4	28.0	28.1	28.5	30.7	29.0

Data gathered from sprinkler on 0.3 m riser — no wind.

# STILL AROUND FOR A REASON

SR SERIES HAS THE SAME  
SLOW FORWARD & REVERSE  
SPEEDS IMPROVING  
STABILITY / UNIFORMITY

40

THE PREFERRED  
CHOICE FOR TOUGH  
APPLICATIONS

SET IT AND FORGET IT  
—SIMPLE ADJUSTMENT  
ALLOWS ARC SETTING TO  
WITHIN 1 DEGREE

DURABLE & RELIABLE  
WITH ENGINEERED  
SIMPLICITY

# ORIGINAL BIG

THE LEADER IN QUALITY, PERFORMANCE





THE ONLY GUN FOR HOUR  
AFTER HOUR, YEAR AFTER  
YEAR OPERATION.

INAL  
GUN®

RMANCE & SUPPORT



## SR75

30 GPM-160 GPM (6.8 M<sup>3</sup>/H-36.3 M<sup>3</sup>/H)

WITH PROVEN DEPENDABILITY, PERFORMANCE, LONG WEAR LIFE AND REPAIRABILITY KNOWN FROM BIG GUN® SPRINKLERS, THE 18 DEGREE SR75 IS AN AFFORDABLE BIG GUN OPTION THAT PERFORMS WELL WITH SMALLER NOZZLES AND LOWER PRESSURE.

41



## SR100

50 GPM-300 GPM (11.4 M<sup>3</sup>/H-68.2 M<sup>3</sup>/H)

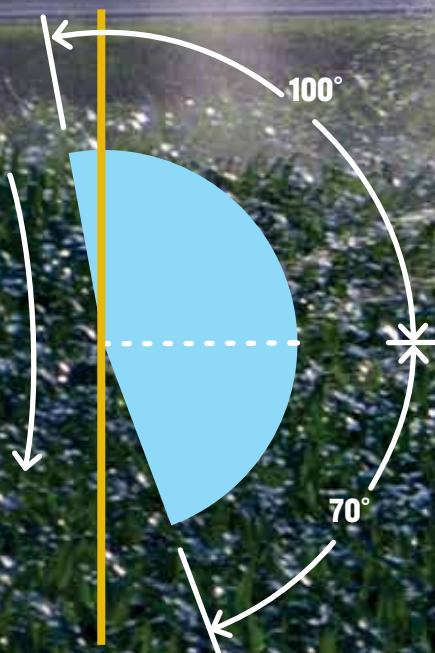
THE SR100 BIG GUN WITH AN 18 DEGREE TRAJECTORY IS THE MOST POPULAR PIVOT END GUN USED ON CENTER PIVOTS TODAY. A BIG GUN® SPRINKLER (OPERATING THROUGH A COMPLETE ROTATION) ON A QUARTER-SECTION PIVOT CAN EFFECTIVELY IRRIGATE UP TO 20 ADDITIONAL ACRES (8.1 HA). CONSIDERING THE COST EFFECTIVENESS OF PUTTING THIS ADDITIONAL LAND INTO PRODUCTION, AN END GUN OPTION SHOULDN'T BE OVERLOOKED.



# SUCCESS DEPENDS ON PROPER APPLICATION

THE ARC SETTING IS THE KEY TO ACHIEVING  
MAXIMUM SYSTEM UNIFORMITY FOR  
END OF PIVOT PRODUCTS. FOR BIG GUNS,  
AN ARC SETTING OF 170 DEGREES WITH  
10 DEGREES BEHIND THE MACHINE  
EFFECTIVELY MATCHES THE SYSTEM  
TARGET APPLICATION DEPTH.

42





Gain up to 23 acres (9.3 ha) irrigating  
full circle and up to 11 acres (4.5 ha)  
corners only on a 1/4 mile pivot.



## PERFORMANCE DATA (US UNITS)

### 75 TAPER RING NOZZLE — 24° TRAJECTORY

Pressure PSI	0.4 in 10.2 mm		0.45 in 11.4 mm		0.5 in 12.7 mm		0.55 in 14.0 mm		0.6 in 15.2 mm		0.65 in 16.5 mm		0.7 in 17.8 mm		0.75 in 19.1 mm		0.8 in 20.3 mm	
	gpm	Rad. (ft)	gpm	Rad. (ft)	gpm	Rad. (ft)	gpm	Rad. (ft)	gpm	Rad. (ft)	gpm	Rad. (ft)	gpm	Rad. (ft)	gpm	Rad. (ft)	gpm	Rad. (ft)
25	-	-	-	-	-	-	42	73	50	78	59	81	69	84	80	87	91	91
30	-	-	-	-	37	79	45	79	55	83	64	86	75	91	87	94	99	96
35	-	-	32	77	40	82	49	86	59	89	69	96	81	98	93	101	106	104
40	27	75	35	80	43	86	52	90	63	95	74	99	87	102	98	107	112	111
45	29	78	37	84	46	90	56	95	67	99	79	103	91	107	104	112	118	115
50	30	81	39	87	48	93	59	98	70	102	83	106	95	110	109	115	123	119
55	32	83	41	90	50	97	62	102	74	107	87	111	100	115	115	120	130	124
60	33	85	42	92	53	99	64	104	77	110	91	114	104	119	120	123	136	127
65	35	86	44	95	55	103	67	108	80	114	95	119	109	124	125	127	142	132
70	36	88	45	97	57	105	69	111	83	116	98	122	113	127	129	130	147	135
75	37	90	47	101	59	109	72	114	86	120	101	125	117	131	134	134	153	139
80	39	91	49	104	61	111	74	117	89	122	105	128	121	133	138	137	158	142

### 100 TAPER BORE NOZZLE — 24° TRAJECTORY

Pressure PSI	0.5 in 12.7 mm		0.55 in 14.0 mm		0.6 in 15.2 mm		0.65 in 16.5 mm		0.7 in 17.8 mm		0.75 in 19.1 mm		0.8 in 20.3 mm		0.85 in 21.6 mm		0.9 in 22.9 mm		1 in 25.4 mm	
	gpm	Rad. (ft)	gpm	Rad. (ft)	gpm	Rad. (ft)	gpm	Rad. (ft)	gpm	Rad. (ft)	gpm	Rad. (ft)	gpm	Rad. (ft)	gpm	Rad. (ft)	gpm	Rad. (ft)	gpm	Rad. (ft)
40	47	96	57	101	66	107	78	111	91	115	103	120	118	125	134	128	152	131	-	-
50	50	103	64	108	74	113	87	118	100	123	115	128	130	133	150	137	165	140	204	150
60	55	108	69	114	81	120	96	125	110	130	126	135	143	140	164	144	182	148	224	158
70	60	113	75	119	88	125	103	132	120	138	136	142	155	148	177	151	197	155	243	169
80	64	118	79	124	94	130	110	137	128	143	146	148	165	153	189	157	210	163	258	177
90	68	123	83	129	100	135	117	142	135	148	155	153	175	158	201	163	223	168	274	181
100	72	128	87	134	106	140	123	147	143	153	163	158	185	163	212	168	235	173	289	186
110	76	133	92	139	111	145	129	152	150	158	171	162	195	168	222	172	247	178	304	190

## PERFORMANCE DATA (METRIC UNITS)

### 75 TAPER RING NOZZLE — 24° TRAJECTORY

Pressure BAR	0.40 in 10.2 mm		0.45 in 11.4 mm		0.50 in 12.7 mm		0.55 in 14.0 mm		0.60 in 15.2 mm		0.65 in 16.5 mm		0.70 in 17.8 mm		0.75 in 19.1 mm		0.80 in 20.3 mm	
	m³/hr	Rad. (m)	m³/hr	Rad. (m)	m³/hr	Rad. (m)	m³/hr	Rad. (m)	m³/hr	Rad. (m)	m³/hr	Rad. (m)	m³/hr	Rad. (m)	m³/hr	Rad. (m)	m³/hr	Rad. (m)
1.75	-	-	-	-	-	-	9.5	22.5	11.5	24.0	13.4	25.0	15.7	26.0	18.2	27.0	20.6	28.0
2.0	-	-	-	-	8.3	24.0	10.2	24.0	12.2	25.0	14.4	26.5	16.8	27.5	19.3	28.5	22.0	29.5
2.5	-	-	7.5	24.0	9.3	25.5	11.4	26.0	13.7	27.5	16.0	28.5	18.7	29.5	21.5	31.0	24.4	32.0
3.0	6.4	23.5	8.2	25.0	10.2	27.0	12.4	28.0	14.9	29.5	17.6	31.0	20.4	32.0	23.4	33.0	26.6	34.5
3.5	6.9	24.5	8.9	26.5	11.0	28.5	13.4	30.0	16.1	31.5	19.0	33.0	22.0	34.0	25.2	35.5	28.6	36.5
4.0	7.4	25.5	9.5	27.5	11.8	30.0	14.3	31.5	17.2	33.0	20.3	34.5	23.4	36.0	26.8	37.0	30.5	38.5
4.5	7.9	26.5	10.0	29.0	12.5	31.5	15.2	33.0	18.2	34.5	21.5	36.0	24.8	37.5	28.3	39.0	32.2	40.0
5.0	8.3	27.0	10.5	30.0	13.2	32.5	16.0	34.5	19.2	36.0	22.7	37.5	26.1	39.0	29.8	40.5	33.9	41.5
5.5	8.8	27.5	11.0	31.5	13.8	34.0	16.8	35.5	20.1	37.0	23.8	39.0	27.3	40.5	31.2	41.5	35.5	43.0

### 100 TAPER BORE NOZZLE — 24° TRAJECTORY

Pressure BAR	0.50 in 12.7 mm		0.55 in 14.0 mm		0.60 in 15.2 mm		0.65 in 16.5 mm		0.70 in 17.8 mm		0.75 in 19.1 mm		0.80 in 20.3 mm		0.85 in 21.6 mm		0.90 in 22.9 mm		1.00 in 25.4 mm	
	m³/hr	Rad. (m)	m³/hr	Rad. (m)	m³/hr	Rad. (m)	m³/hr	Rad. (m)	m³/hr	Rad. (m)	m³/hr	Rad. (m)	m³/hr	Rad. (m)	m³/hr	Rad. (m)	m³/hr	Rad. (m)	m³/hr	Rad. (m)
2.75	10.4	29.5	13.0	31.0	14.9	32.5	17.7	34.0	20.5	35.0	23.3	36.5	26.6	38.0	30.4	39.0	34.0	40.0	-	-
3.0	10.8	30.0	13.5	31.5	15.6	33.0	18.5	34.5	21.4	36.0	24.4	37.5	27.7	39.0	31.7	40.0	35.5	41.0	43.3	43.5
3.5	11.7	31.0	14.5	33.0	16.9	34.5	20.0	36.0	23.1	37.5	26.3	39.0	30.0	40.5	34.3	42.0	38.3	43.0	46.8	46.0
4.0	12.5	32.5	15.5	34.0	18.1	36.0	21.3	37.5	24.7	39.0	28.2	40.5	32.0	42.5	36.6	43.5	40.8	44.5	50.0	48.0
4.5	13.2	33.5	16.3	35.5	19.3	37.0	22.6	39.0	26.2	40.5	29.9	42.0	34.0	44.0	38.9	45.0	43.3	46.5	53.0	50.0
5.0	13.9	34.5	17.1	36.5	20.3	38.5	23.8	40.5	27.6	42.0	31.5	43.5	35.8	45.0	41.0	46.5	45.5	48.0	55.9	52.0
5.5	14.6	36.0	17.9	38.0	21.4	39.5	25.0	41.5	29.0	43.5	33.1	45.0	37.5	46.5	43.0	48.0	47.7	49.5	58.7	53.5
6.0	15.2	37.0	18.7	39.0	22.3	41.0	26.1	43.0	30.3	44.5	34.5	46.0	39.2	47.5	44.9	49.0	49.8	50.5	61.3	55.0
6.5	15.8	38.0	19.4	40.0	23.3	42.0	27.2	44.0	31.5	46.0	36.0	47.5	40.8	49.0	46.7	50.5	51.8	52.0	63.8	56.0
7.0	16.4	39.0	20.0	41.0	24.2	43.0	28.2	45.0	32.7	47.0	37.3	48.5	42.3	50.0	48.4	51.5	53.7	53.0	66.2	57.0
7.5	17.0	40.0	20.7	42.0	25.1	44.0	29.2	46.0	33.8	47.5	38.6	49.5	43.8	51.0	50.1	52.5	55.5	54.0	68.5	57.5

Diameters are based on a 24° trajectory for the 75 and 100 Series. The lower trajectory angles result in better wind fighting ability, but reduced throw distances. Throw reduction depends upon nozzle flow rate. In general, the throw distance is reduced approximately 3% with each 3° drop in trajectory angle. Big Gun® performance data has been obtained under ideal test conditions and may be adversely affected by wind, poor hydraulic entrance conditions or other factors. Test riser height of 3 feet (0.91 meters) above measurement surface. No representation regarding droplet condition, uniformity, application rate, or suitability for a particular application is made herein. Additional nozzle options and sizes available.

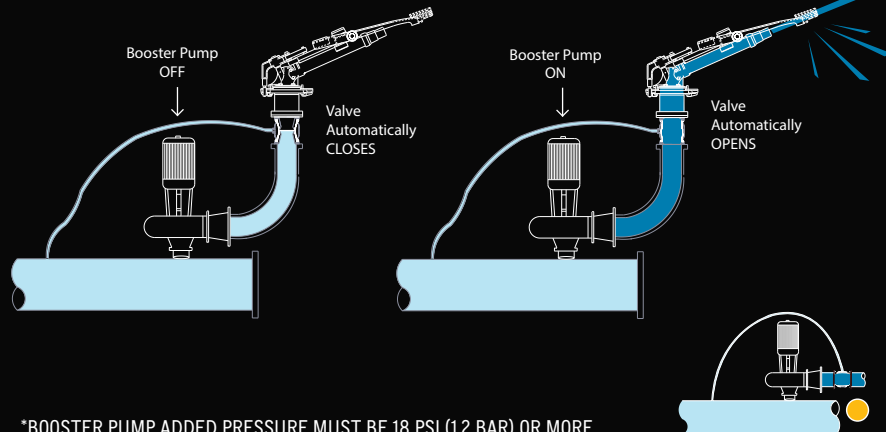
## 800P 2" PIVOT GUN CONTROL VALVE

WINNER OF AE50 (AMERICAN SOCIETY OF AGRICULTURAL AND BIOLOGICAL ENGINEERS) 2001 OUTSTANDING INNOVATIONS — THE PIVOT GUN CONTROL VALVE COMBINES A BIG GUN® SPRINKLER AND AN 800 SERIES VALVE. NO SOLENOID IS NEEDED FOR THIS GUN-CONTROL SYSTEM WHEN A BOOSTER PUMP IS USED.

REFER TO PAGE 51 FOR ALTERNATIVE 1000P END OF PIVOT OPTIONS WHICH SAVE COST WITH IMPROVED EASE OF MAINTENANCE AND SERVICEABILITY.

44

HOW IT WORKS: THE 2" VALVE IS NORMALLY CLOSED. WHEN THE BOOSTER PUMP IS TURNED ON, THE ADDED PRESSURE\* CAUSES THE VALVE TO OPEN OPERATING THE GUN. NO OTHER ACCESSORY IS NEEDED. THE SMALL AMOUNT OF WATER IN THE SLEEVE CHAMBER (ABOUT 1/2 CUP) IS FORCED BACK INTO THE SYSTEM. WHEN THE BOOSTER PUMP IS TURNED OFF THEN THE SYSTEM PRESSURE RE-CLOSES THE VALVE.



\*BOOSTER PUMP ADDED PRESSURE MUST BE 18 PSI (1.2 BAR) OR MORE.





THE SRNV100 — BEST  
FOR PASSING TRASH

## SRNV100 BIG GUN® NOZZLE VALVE

THE SRNV100 IS THE STANDARD SR100 BIG GUN® CONFIGURED WITH A SIMPLE MECHANICAL VALVE WHICH CAN BE EITHER HYDRAULICALLY OR ELECTRICALLY CONTROLLED AND LINKED TO THE PIVOT CONTROL SYSTEM. THE NOZZLE VALVE IMPROVES END GUN PERFORMANCE AND EFFICIENCY BY ELIMINATING PRESSURE LOSS, TURBULENCE, AND DEBRIS HANG-UP TYPICAL OF OTHER END GUN CONTROL VALVES.



## PURGE VALVE

INSTALL AT THE END OF CENTER PIVOT SYSTEMS FOR AUTOMATIC FLUSHING AT START-UP AND SHUT-DOWN — OR, CONFIGURE WITH AN ELECTRIC SOLENOID INTERFACED WITH THE CENTER PIVOT FOR AUTOMATIC FLUSHING WHILE SYSTEM IS OPERATING.

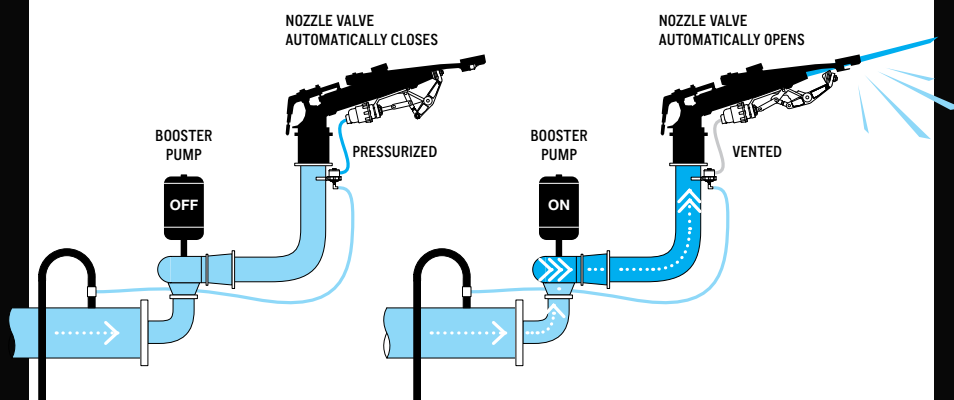
NOTE: DURING SYSTEM START UP THE NOZZLE VALVE IS OPEN UNTIL THE END PRESSURE REACHES APPROXIMATELY 8 PSI. IF AT ANY TIME THE END PRESSURE DROPS BELOW 8 PSI THE VALVE WILL OPEN.

45

## DELTA P KIT

PART #12289

THE DELTA P CAN BE PAIRED WITH THE SRNV100 TO FURTHER IMPROVE RELIABILITY BY ELIMINATING THE NEED FOR A COSTLY SOLENOID. THE DELTA P AUTOMATICALLY OPENS AND CLOSSES THE NOZZLE VALVE BY SENSING PRESSURE UPSTREAM AND DOWNSTREAM OF THE BOOSTER PUMP.



BOOSTER PUMP OFF (EQUAL PRESSURE): DELTA P PRESSURIZES THE LINE LEADING TO THE ACTUATOR ON THE NOZZLE VALVE, MAINTAINING THE VALVE CLOSED.

BOOSTER PUMP ON (PRESSURE DIFFERENTIAL GREATER THAN 15PSI): DELTA P VENTS THE ACTUATOR ON THE NOZZLE VALVE, VALVE OPEN.

# FIELD-TESTED FIELD-PROVEN

EVERY NELSON PRODUCT IS PUT TO THE TEST,  
EVERY STEP OF THE WAY. IN THE END, IT'S WHAT  
HAPPENS IN THE FIELD THAT MATTERS.

46







# CONTROL YOU CAN COUNT ON SEASON AFTER SEASON

VALVE HOUSING (GALVANIZED STEEL FOR 6" & 8" AND ANODIZED ALUMINUM FOR 2", 3", & 4")

INTERNAL CAGE



**CLOSED** — UPSTREAM WATER IS APPLIED TO THE OUTER SLEEVE CHAMBER, THE SLEEVE BECOMES HYDRAULICALLY BALANCED AND THE FLOW PASSAGE IS CLOSED OFF BY THE SLEEVE PRESSING AGAINST THE CENTER SEAT.



**OPEN** — WATER PRESSURE IS RELIEVED FROM THE SLEEVE CHAMBER, ALLOWING THE VALVE TO OPEN.

48



## MANUAL ON-OFF

ALL 800 SERIES VALVES (EXCEPT 800P) ARE EQUIPPED WITH A 3-WAY MANUAL ON-OFF SELECTOR VALVE.



## ELECTRIC ON-OFF

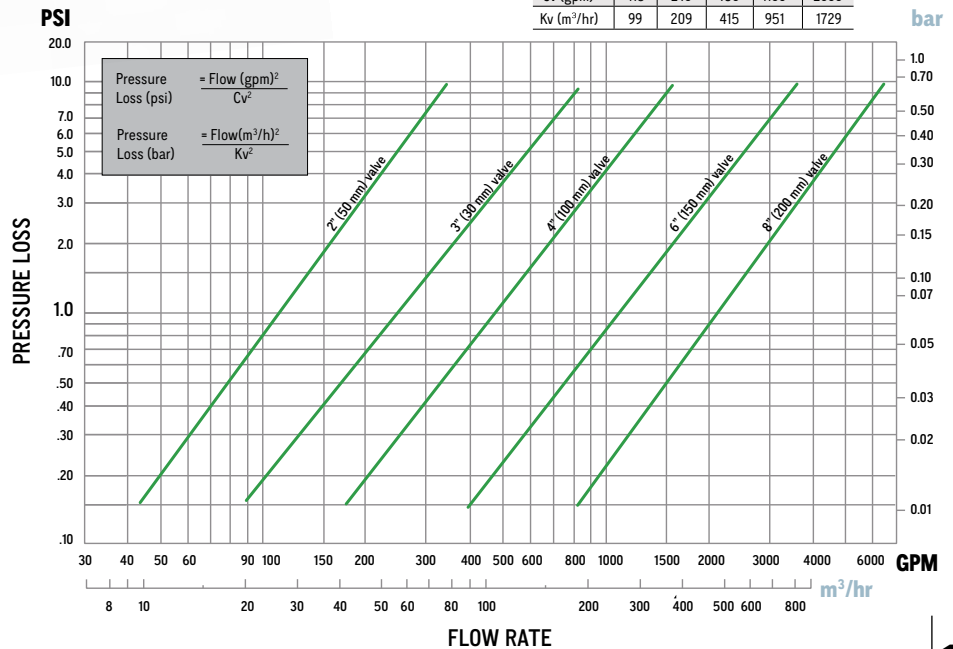
ADD A SOLENOID FOR ELECTRIC ON-OFF CAPABILITY.



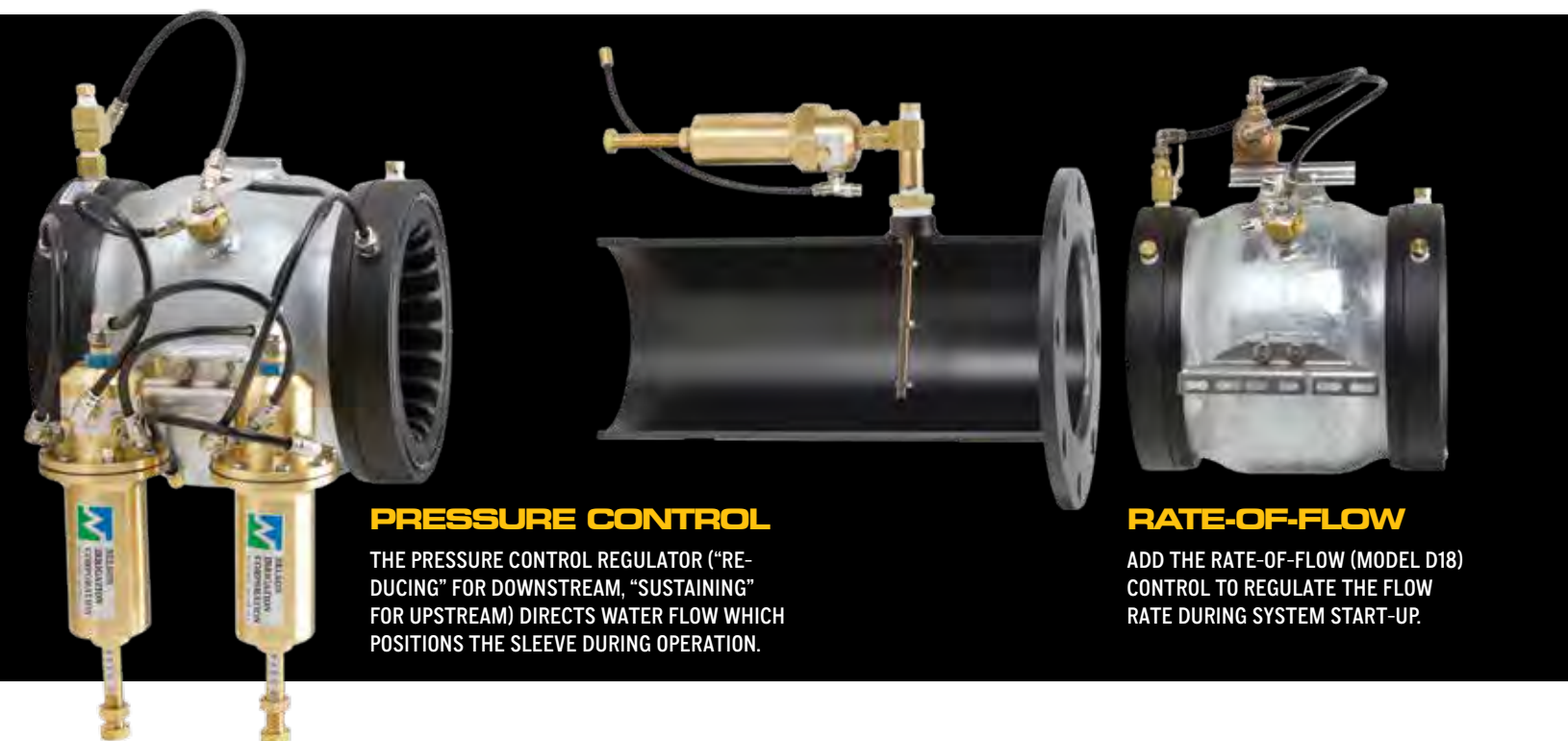


## 800 SERIES CONTROL VALVES PRESS LOSS DATA (VALVE FULLY OPEN)

	2"	3"	4"	6"	8"
Cv (gpm)	115	240	480	1100	2000
Kv (m³/hr)	99	209	415	951	1729



AS A HYDRAULICALLY OPERATED SLEEVE-TYPE VALVE, THE 800 SERIES CONTROL VALVE IS DESIGNED FOR VERSATILITY. THE BASIC BODY CAN BE EQUIPPED WITH SEVERAL DIFFERENT OPTIONS FOR CONTROLLING PRESSURE AND FLOW IN PIPING AT THE PIVOT POINT OR END GUN VALVE CONTROL. IT'S ALSO ENGINEERED FOR EXTREMELY HIGH EFFICIENCY, RESULTING IN LOW PRESSURE LOSS AND HIGH FLOW CAPACITY.



### PRESSURE CONTROL

THE PRESSURE CONTROL REGULATOR ("REDUCING" FOR DOWNSTREAM, "SUSTAINING" FOR UPSTREAM) DIRECTS WATER FLOW WHICH POSITIONS THE SLEEVE DURING OPERATION.

### RATE-OF-FLOW

ADD THE RATE-OF-FLOW (MODEL D18) CONTROL TO REGULATE THE FLOW RATE DURING SYSTEM START-UP.

## ACV200 AIR CONTROL VALVE

For air relief, vacuum air relief, and continuous air release under pressure.

- » Pump start-up high capacity air venting
- » Pump shut-off vacuum relief
- » Filter backflush
- » Vent at high points
- » Continuous air release during system operation

### IMPROVED DESIGN

REINFORCED  
SEAL PREVENTS  
MISALIGNMENT

IMPROVED AIR  
SEPARATION TO  
REDUCE DRIPS  
DURING AIR  
RELEASE



NEW MATERIAL  
RESISTANT TO PUMP  
LUBRICANTS

2" (50 mm) ACV



# 1000 SERIES CONTROL VALVES

## SAVE WATER, SAVE ENERGY

- » Higher flow capacity & lower friction loss — better than any other valve on the market.
- » More precise, more stable pressure regulation over a wider range of flow.
- » Pressure regulation with minimal pressure differential required across the valve.



## END OF PIVOT VALVES FOR SR75 & SR100

### 1000P

Valve installed directly below  
ANSI-flanged Big Gun®.

Note: Order 2" metal flange separately.

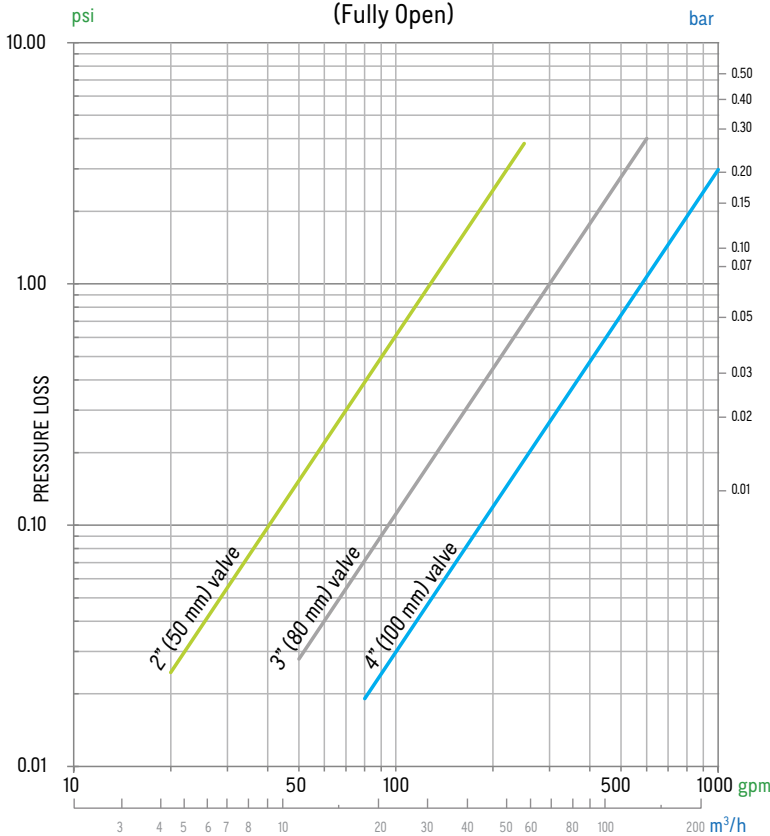
### 1000P-V

Valve installed  
at outlet of  
booster pump.





Pressure Loss Data  
1000 Series Inline Valves  
(Fully Open)



	Cv (gpm @ 1 psi loss)	Kv (m³/hr @ 1 bar loss)
2" (50 mm)	130	112
3" (80 mm)	300	259
4" (100 mm)	580	501

$$\text{Pressure Loss (psi)} = \frac{\text{Flow (gpm)}^2}{Cv^2}$$

$$\text{Pressure Loss (bar)} = \frac{\text{Flow (m³/h)}^2}{Kv^2}$$

## END OF PIVOT VALVES FOR R55 & R75

1000P - 2" (50 mm)

End of Pivot

Pressure Regulating  
and/or Electric On/Off



1000P-R  
Pressure regulating only.  
No on/off control.



1000P-X  
Electric on/off by  
solenoid located  
at pivot tower box.



1000P-RX  
Pressure regulating  
with electric on/off  
by solenoid located  
at pivot tower box\*.

## PIVOT CONTROL VALVES

open and close at the command of the pivot, making pivot automation possible. The high flow capacity of the 4" valve, together with the 6x4x6 flange adapter kit, saves money by allowing the use of a smaller valve that fits easily within 6" flanges.



# 4" 1000 SERIES

# IMAGINED, ENGINEERED & MANUFACTURED WITH INTENT

NELSON IRRIGATION CORPORATION IS FULLY COMMITTED TO IMPROVING AGRICULTURAL IRRIGATION. WE BELIEVE IN OUR PEOPLE & OUR PRODUCTS AND WE CONTINUE TO INVEST IN STATE-OF THE ART MANUFACTURING PROCESSES TO ENSURE YOU RECEIVE THE MOST EFFECTIVE WATER APPLICATION SOLUTION POSSIBLE.

**BUY AMERICAN — CHOOSE NELSON.**



848 Airport Road, Walla Walla, Washington 99362 U.S.A.

Tel: +1 509.525.7660 / Fax: +1 509.525.7907

[info@nelsonirrigation.com](mailto:info@nelsonirrigation.com) / [nelsonirrigation.com](http://nelsonirrigation.com)

**WARRANTY AND DISCLAIMER** Nelson Irrigation Products and Accessories are warranted for one year from date of original sale to be free of defective materials and workmanship when used within the working specifications for which the products were designed and under normal use and service. The manufacturer assumes no responsibility for installation, removal or unauthorized repair of defective parts. The manufacturer's liability under this warranty is limited solely to replacement or repair of defective parts and the manufacturer will not be liable for any crop or other consequential damages resulting from defects or breach of warranty. This warranty is expressly in lieu of all other warranties, express or implied, including the warranties of merchantability and fitness for particular purposes and of all other obligations or liabilities of manufacturer. No agent, employee or representative of the manufacturer has authority to waive, alter or add to the provisions of this warranty, nor to make any representations or warranty not contained herein.

Big Gun, GeoCropical and Rotator are registered trademarks of Nelson Irrigation Corporation. Copyright © 2023 Nelson Irrigation Corporation. [www.nicpat.com](http://www.nicpat.com)